



LEDVANCE LUMINAIRES

NIGHT RING RETROFIT

DOWNLIGHTS

NIGHT RING

LEDVANCE LUMINAIRE SPECIFICATION DATA

Catalog #	Comments
Project	
Type	
Prepared by	

VALUE CLASS™



APPLICATION

The RT Downlight family now features an integrated Night Light mode, easily activated through a standard wall switch. This added feature creates a calming ambient glow, perfect for enhancing comfort in residential and hospitality settings. Designed for ease of installation, this versatile product also offers 5CCT selectability, allowing you to choose from five different color temperatures to suit any space or mood.

BENEFITS & FEATURES

- High efficacy and quality light means this product meets new downlight standards for ENERGY STAR® as well as existing requirements like Title 20
- Nightlight feature increases the versatility of this product and creates calming environments in residential and commercial applications
- Easy to install
- Up to 87 LPW
- Selectable color temperature:
2700K/3000K/3500K/4000K/5000K
(Selectable via the switch located on the driver)
- CRI >90
- Offered in 8 and 12 watts
- Energy savings up to 92%



ELECTRICAL

- 120V_{AC}
- Power Factor >.7
- THD >20%
- Phase-cut dimmable

RATED LIFE

- 35,000 hours (L₇₀)

AMBIENT OPERATING RANGE

- -4°F to 120°F (-20°C to 40°C)

WARRANTY

- 5 year
- NLB Trusted Warranty Program

CERTIFICATIONS & LISTINGS

- cETLus
- Title 20
- Damp Rated
- ENERGY STAR®
- FCC
- RoHS

WATTAGE COMPARISON

TRADITIONAL SOURCE	LED SYSTEM WATTAGE	ENERGY SAVINGS
100W BR40	10	90%
120W Incandescent	10	92%
23W CFL	12	48%

COMPATIBLE PHASE-CUT DIMMERS

MAKE	LEADING OR TRAILING EDGE	MODEL
Lutron Diva Reverse Phase	T	DVRP-253P
Legrand Radiant	L	RHCL453
Lutron Caseta	L	PD-6WCL
Lutron Diva LED+	L	DVCL-153P
Leviton SureSlide	L	6672
Lutron Maestro LED+	L	MACL-153M
Lutron Maestro Sensor	L	MSCL-OP153M
Leviton SureSlide	L	6633
Leviton Diva	L	DV-600P

ORDERING GUIDE

RT	XXR	3B	XXXX	S	T	9	SC3	WH	NL	E26
PRODUCT NAME	SIZE / SHAPE	GENERATION	LUMENS	VOLTAGE	T	CRI	CCT	COLOR/ FINISH	OPTION	BASE
RT = Retrofit	4R = 4" round 56R = 5/6" round	3B = Generation 3B	700 = 700 lumens 1000 = 1000 lumens	S = 120V	T = Triac/ Phase-cut Dimming	9 = CRI > 90	SC3 = 2700, 3000, 3500, 4000 or 5000K	WH = White Finish	NL = Night Light Feature	E26 = E26 Base

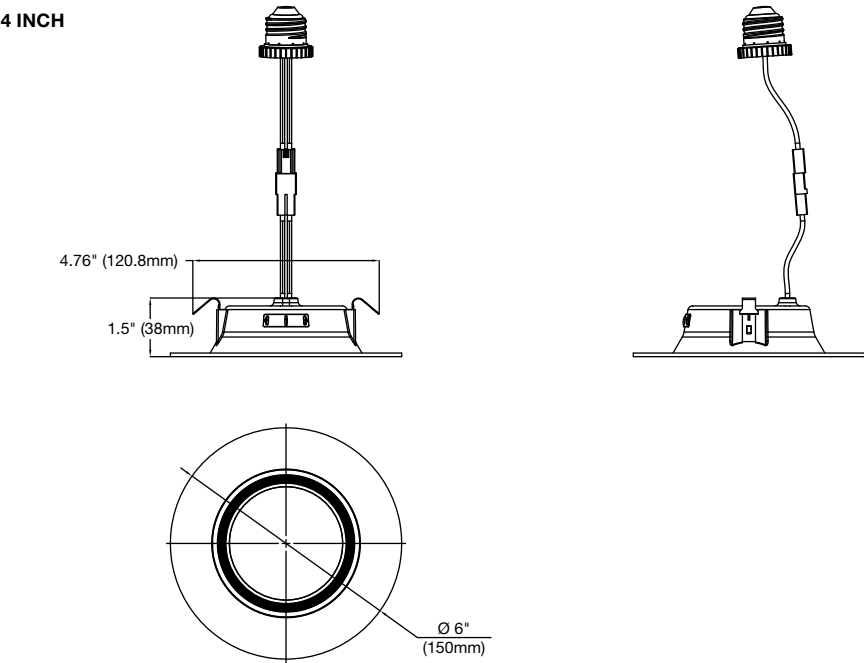
ORDERING INFORMATION

ITEM #	ORDERING ABBREVIATION	WATTAGE	INPUT VOLTAGE	DIMMING	CRI	COLOR TEMP	TOTAL FIXTURE LUMENS	ENERGY STAR	LPW	OPTIONS
65797	RT4R3B700ST9SC3WHNLE26	8	120V	Phase-Cut	>90	2700/3000/3500/ 4000/5000K	700	Yes	87.5	Nightlight feature
65798	RT56R3B700ST9SC3WHNLE26	8	120V	Phase-Cut	>90	2700/3000/3500/ 4000/5000K	700	Yes	87.5	Nightlight feature
65799	RT56R3B1000ST9SC3WHNLE26	12	120V	Phase-Cut	>90	2700/3000/3500/ 4000/5000K	1000	Yes	83.3	Nightlight feature

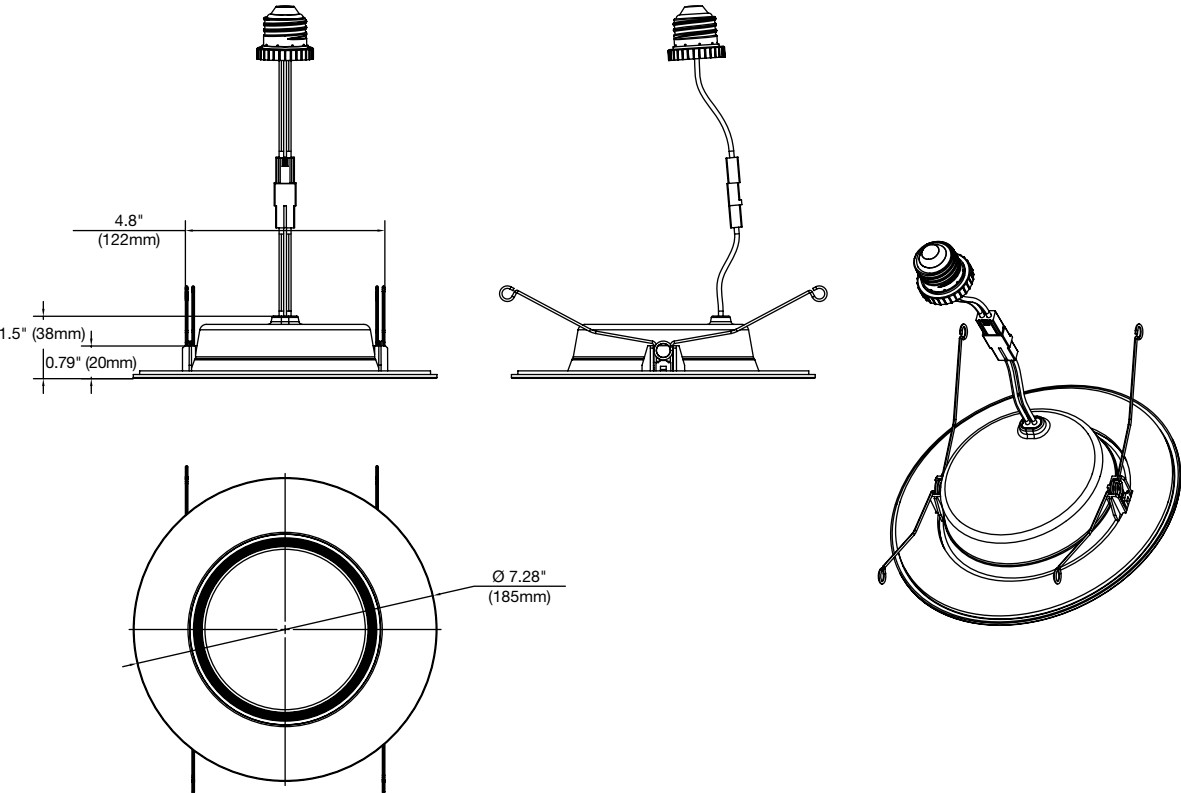
PHYSICAL INFORMATION

DESCRIPTION	DIAMETER	HEIGHT
4"	4.8" (122mm)	1.1" (28mm)
6"	6.8" (175mm)	1.1" (28mm)

4 INCH



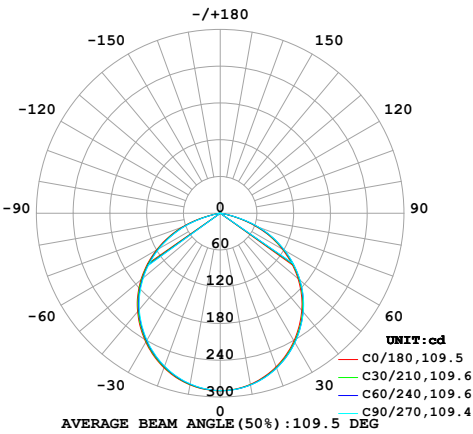
6 INCH



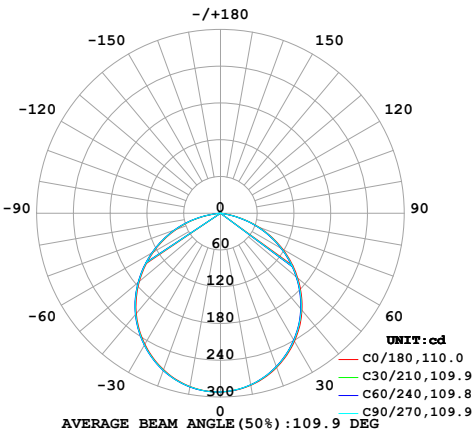
PHOTOMETRIC INFORMATION

LUMINOUS INTENSITY DISTRIBUTION

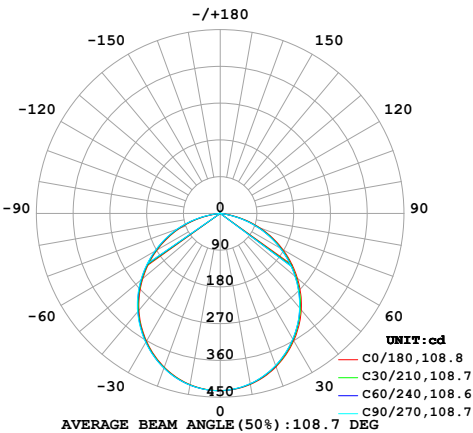
65797



65798



65799



LEDVANCE LLC
181 Ballardvale Street, Suite 203
Wilmington, MA 01887 USA
Phone 1-800-LIGHTBULB (1-800-544-4828)
www.ledvanceUS.com

LEDVANCE is a registered trademark.
All other trademarks are those of their respective owners.
Specifications subject to change without notice.



SCAN TO FOLLOW US
ON SOCIAL MEDIA