


LED TUBES PRODUCT INFORMATION GUIDE

TYPE A, B, A+B, AND TYPE C LINEAR LED REPLACEMENTS

	TYPE A	TYPE B	TYPE A+B	TYPE C	
FEATURES	Easy plug & play; use existing ballast; no rewiring or modifications to fixture	Single-ended Bypass the ballast & connect directly to line voltage	Double-ended Bypass the ballast & connect to line voltage with shunted or non-shunted tombstones	Easy plug and play or ballast bypass	Operates on external driver; one driver operates multiple lamps in a fixture
REQUIREMENTS	Ensure the existing ballast is compatible with the LED lamp & newer ballast; install the lamp  SCAN TO VIEW BALLAST COMPATIBILITY LIST	Disconnect ballast; connect line voltage to non-shunted tombstone	Non-shunted tombstones must be shunted with external jumper; pins on each end must be connect to line voltage	If installed via plug & play when the ballast fails, disconnect the ballast & connect line voltage to the lamp	Replace existing fluorescent ballast with compatible LED driver, install type C lamp
FEASIBILITY	Ensure the existing ballast is compatible with the LED lamp & newer ballast; install the lamp	Energy savings; low maintenance	Best long-term solution; lowest lifetime costs	Most economical option: two lamps in one; use current ballast now or line voltage later	Best solution when dimming or using control solutions; eliminates compatibility concerns; results in greatest energy savings
PRODUCT FAMILY	SubstiTUBE®	LEDlescent™	DUALescent™	SubstiKIT™	

LAMP HOLDERS/ SOCKETS/ TOMBSTONES DEFINITION

Holds the lamp in place while provides electricity.

SHUNTED

Shunted Tombstone contacts are connected



Live/Neutral one side

T8 & T5 INSTANT START BALLAST

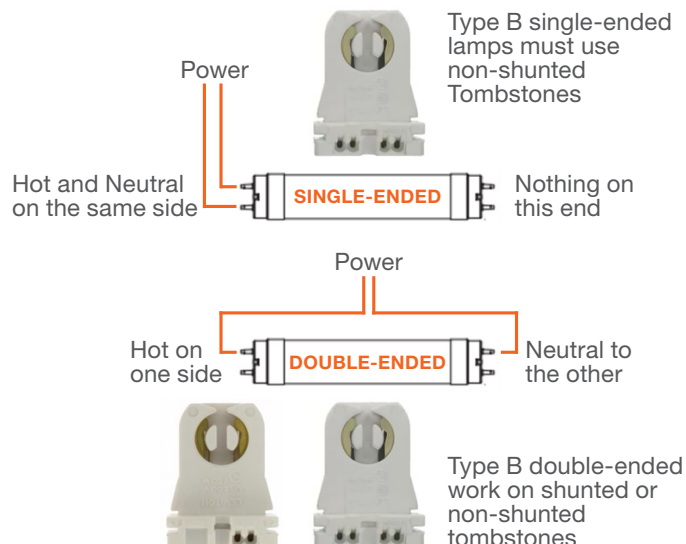
NON-SHUNTED

Non-Shunted Tombstone contacts are isolated



Live Neutral

T12 LAMPS, T8 & T5 RAPID START, PROGRAM START AND DIMMABLE BALLAST



UL TYPE A COMPATIBLE LAMPS

EntryLED™ T8
Type A Lamps



ECO LED T8
Type A Lamps



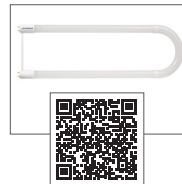
SubstiTUBE® Value
LED T8 Lamps



SubstiTUBE IPS
LED T8 Glass w/PET
Coating (145 LPW)



SubstiTUBE
CURVALUME®
IPS LED T8 Lamps



SubstiTUBE
TruWave® and IPS
LED T8 Lamps
Frosted Nano Plastic




TruWave IPS

SubstiTUBE IPS
LED T8 Glass
Lamps



SubstiTUBE T5HO
and T5HE Lamps



T5HO T5HE

UL TYPE B DIRECT LINE VOLTAGE LAMPS

LEDlescent™ T8
EMBB Ballast-Free
Lamps



LEDlescent T8
Ballast-Free Lamp
Family



<=4FT Slimline 8FT

LEDlescent T8 8FT
2-Piece Ballast-
Free Lamps




LEDlescent TruWave
T8 Ballast-Free
Lamps



LEDlescent and
CURVALUME T8
Nano Plastic
Ballast-Free Lamps



LEDlescent LED
T5HO and T5HE
Lamps



T5HO T5HE

ECO LED T8
Type B Ballast-
Free Lamps




LEDlescent
CCT Selectable
UL Type B
Ballast-Free Lamps



UL TYPE A+B HYBRID LAMPS

DUALescent™ LED T8
Lamp Family



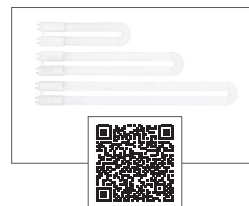
DUALescent LED T8
5 CCT SELECTABLE
LAMPS



DUALescent
Universal 3 CCT
Selectable LED T8



DUALescent CURVALUME
5 CCT SELECTABLE
1-5/8" U-BEND



DUALescent DULUX®
L LED T5 Lamps



UL TYPE A, B AND A+B HYBRID LAMPS

DULUX LED Pin Base Lamps



LEDVANCE LLC

181 Ballardvale Street, Suite 203

Wilmington, MA 01887 USA

Phone: 1-800-LIGHTBULB (1-800-544-4828)

www.ledvanceUS.com

DULUX® CFL TO
LED PIN-BASE SOCKET
COMPATIBILITY GUIDE


LEDVANCE and SYLVANIA are registered trademarks. All other trademarks are those of their respective owners. Licensee of product trademark SYLVANIA in general lighting. Specifications subject to change without notice.



SCAN TO FOLLOW US
ON SOCIAL MEDIA

UL TYPE B LAMPS FOR SIGNAGE

LEDlescent 360 SELECT™ T8 SIGNAGE



UL TYPE C DEDICATED LAMPS AND DRIVERS

SubstiKIT™ LED T8 & T5 Type C System

