

# PRODUCT DATASHEET

## DP EM 1200 32W 830 IP65 GY

DAMP PROOF EMERGENCY | Damp-proof luminaires, classic shape with integrated emergency lighting function



### Areas of application

- Emergency illumination of escape routes
- Antipanic lighting
- Buildings requiring up to 3 h emergency light operation
- Industrial and storage facilities
- Car parks and underpasses
- Garages
- Workshops, assembly lines



### Product benefits

- Seamless integration of luminaires with emergency lighting function into general lighting
- Easy wiring thanks to included prewired driver and battery for Emergency lighting function
- Simple testing of luminaires with emergency lighting function thanks to integrated automatic test function
- Convenient visualization of results of automatic test with an included control LED
- Operation of integrated emergency lighting function with long life LiFePO4 battery with 3h battery discharge time
- Uniform light distribution in normal operation
- Energy savings of up to 60 % (compared to luminaires that use fluorescent lamps)
- Easy installation, no tools required for connection
- 3 years guarantee

### Product features

- Luminaire suited for normal lighting and emergency lighting
- Certified according to European norms (EN 60598-1:2015; EN 60598-2-22:2014)
- Self-contained luminaires
- Emergency lighting function: battery discharge time of 3 h



- Function test of emergency lighting: automatic (AT)
- Battery technology: LiFePO4
- High luminous efficacy: up to 139 lm/W
- Type of protection: IP65
- Beam angle: 110°


## TECHNICAL DATA

### Electrical data

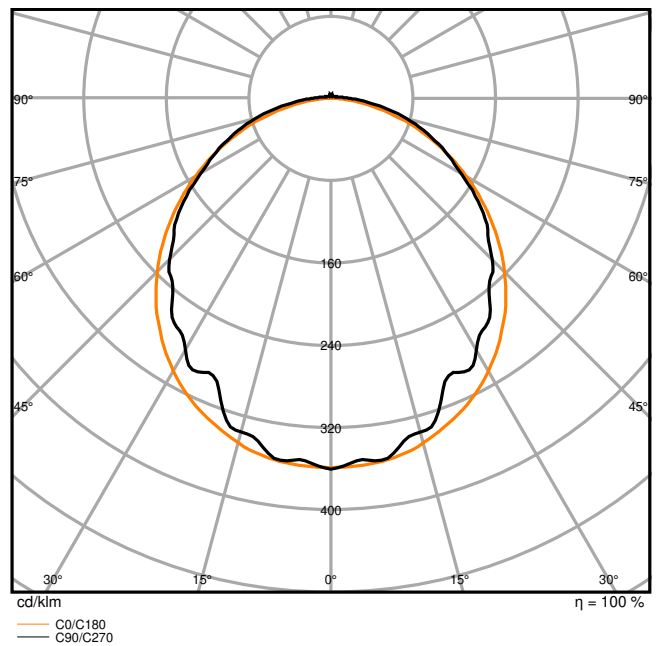
|   |                       |
|---|-----------------------|
| Nominal wattage   | 32.00 W               |
| Nominal voltage   | 220...240 V           |
| Mains frequency   | 50...60 Hz            |
| Nominal current   | 155 mA                |
| Inrush current  | 12.2 A                |
| Inrush current time $T_{h50}$                               | 210 $\mu$ s           |
| Max. number of luminaires per miniature circuit breaker B16 | 27                    |
| Max. number of luminaires per miniature circuit breaker C10 | 24                    |
| Max. number of luminaires per miniature circuit breaker C16 | 39                    |
| Power factor $\lambda$                                      | > 0.90                |
| Total harmonic distortion                                   | < 20 %                |
| Protection class  | I                     |
| Operating mode  | Integrated LED driver |

### Photometrical data

|  |            |
|--|------------|
| Luminous flux                                | 4000 lm    |
| Luminous efficacy                            | 125 lm/W   |
| Color temperature                            | 3000 K     |
| Light color (designation)                    | Warm White |
| Color rendering index Ra                     | > 80       |
| Standard deviation of color matching         | 4 sdcn     |
| Low flicker                                  | Yes        |
| Flickering metric (Pst LM)                   | $\leq 1$   |
| Stroboscope effect metric (SVM)              | $\leq 0.4$ |
| Photobiological safety group acc. to EN62778 | RG0        |
| Beam angle                                   | 110 °      |



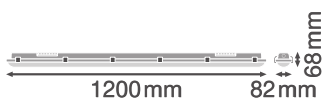
DP EM 1200 32W 830 IP65 GY



DP EM 1200 32W 830 IP65 GY

### Dimensions & Weight

|                |            |
|----------------|------------|
| Length         | 1200.00 mm |
| Width          | 82.00 mm   |
| Height         | 68.00 mm   |
| Product weight | 1460.00 g  |



DP S 1200 32W 840 IP65 GY

### Materials & Colors

|  |                    |
|--|--------------------|
| Product color                              | Gray               |
| Housing color                              | Gray               |
| Body material                              | Polycarbonate (PC) |
| Cover material                             | Polycarbonate (PC) |
| Light emitting surface material            | Polycarbonate (PC) |
| Glow Wire Test according to IEC 60695-2-12 | 850 °C             |
| Mercury content                            | 0.0 mg             |

### Application & Mounting

|  |                            |
|--|----------------------------|
| Ambient temperature range              | 5...+35 °C                 |
| Temperature range at storage           | 5...+35 °C                 |
| Type of connection                     | Screwless terminal, 5-Pole |
| Type of protection                     | IP65                       |
| Protection class IK (shock resistance) | IK08                       |
| Dimmable                               | No                         |
| Mounting type                          | Suspended/Surface          |
| Mounting location                      | Ceiling / Wall             |
| Application environment                | Indoor                     |
| With light source                      | Yes                        |

### Lifespan

|                            |                       |
|----------------------------|-----------------------|
| Lifespan L70/B50 at 25 °C  | 70000 h <sup>1)</sup> |
| Lifespan L80/B10 at 25 °C  | 50000 h <sup>1)</sup> |
| Lifespan L80/B50 at 25 °C  | 50000 h               |
| Lifespan L90/B10 at 25 °C  | 44000 h               |
| Number of switching cycles | 100000                |

<sup>1)</sup> t[h]: L70 / B50 @ 25 °C (Ta), t[h]: L80 / B10 @ 25 °C (Ta), t[h]: L90 / B10 @ 25 °C (Ta)

### Control gear

|                |        |
|----------------|--------|
| Output current | 370 mA |
|----------------|--------|

### BATTERY

|                             |          |
|-----------------------------|----------|
| Type of Battery             | LiFePO4  |
| Battery size [GMS]          | Others   |
| Nominal voltage of battery  | 3.2 V    |
| Nominal capacity of battery | 4500 mAh |

|                       |        |
|-----------------------|--------|
| Battery charging time | < 24 h |
|-----------------------|--------|

### Emergency lighting

|  |   |
|--|---|
| Area of emergency application              | Anti-panic lighting / Escape route lighting |
| Type of emergency light operation          | Maintained / Non-maintained                 |
| Type of emergency operation test           | Automatic                                   |
| Wattage in maintained operation mode       | 32.0 W                                      |
| Wattage in emergency operation mode        | 3,0 W                                       |
| Luminous flux in maintained operation mode | 4000 lm                                     |
| Luminous flux in emergency operation mode  | 500 lm                                      |
| Battery life in emergency operation mode   | 3 h   |
| Integrated test switch                     | No  |

### Certificates & Standards

|  |                      |
|--|----------------------|
| Standards  | CE / CB / EAC / RoHS |
| Luminaire with limited surface temperature, "D sign" | Yes                  |
| Ball shot safe                                       | No                   |
| Replaceable light source (EPREL)                     | Not replaceable      |




### Additional product data





|                |   |
|----------------|---|
| Product remark | When used in very cold applications as in cold storage, a special membrane might be required to ensure lifetime |
|----------------|---|








### EQUIPMENT / ACCESSORIES



- Stainless steel clamps with safety screws included
- Mounting accessories included (suspension kit, theft protection kit)


### DOWNLOAD DATA

| Documents and certificates  | Document name                               |
|---|---|
|  User instruction / safety instructions | UI DampProof IP65 Emergency Gen2            |
|  Legal information                      | Legal Insert DAMP PROOF IP65 EMERGENCY GEN2 |
|  Legal information                      | DP EM                                       |

| Documents and certificates   |                                 | Document name                      |
|--|---------------------------------|------------------------------------|
|  | Legal information               | Informationstext 18 Abs 4 ElektroG |
|  | Declarations of conformity      | DP EM IP65                         |
|  | Declarations of conformity UKCA | DP EM IP65 GY                      |
|  | Declarations of conformity UKCA | DP EM IP65                         |

| Photometric and lighting design files  |                                     | Document name              |
|--|-------------------------------------|----------------------------|
|    | IES file (IES)                      | DP EM 1200 32W 830 IP65 GY |
|    | LDT file (Eulumdat)                 | DP EM 1200 32W 830 IP65 GY |
|    | ULD file (DIALux)                   | DP EM 1200 32W 830 IP65    |
|   | ROLF file (RELUX)                   | DP EM 1200 32W 830         |
|  | UGR file (UGR table)                | DP EM 1200 32W 830 IP65 GY |
|  | Light distribution curve type cone  | DP EM 1200 32W 830 IP65 GY |
|  | Light distribution curve type polar | DP EM 1200 32W 830 IP65 GY |

| CAD/BIM files  |              | Document name |
|--|--------------|---------------|
|  | BIM Revit 3D | Damp Proof G2 |
|  | CAD STEP 3D  | DP Gen2 1200  |

| Tender texts   |                  | Document name                                |
|--|------------------|--|
|  | Tender documents | DAMP PROOF EMERGENCY 1200 32W 830 IP65 GY-EN |

**LOGISTICAL DATA**

| Product code  | Packaging unit (Pieces/Unit) | Dimensions (length x width x height) | Gross weight | Volume               |
|---------------|------------------------------|--------------------------------------|--------------|----------------------|
| 4058075541368 | Folding box<br>1             | 1,210 mm x 87 mm x 74 mm             | 1635.00 g    | 7.79 dm <sup>3</sup> |

| Product code  | Packaging unit (Pieces/Unit) | Dimensions (length x width x height) | Gross weight | Volume                |
|---------------|------------------------------|--------------------------------------|--------------|-----------------------|
| 4058075541375 | Shipping box<br>6            | 1,232 mm x 191 mm x 245 mm           | 11840.00 g   | 57.65 dm <sup>3</sup> |

The mentioned product code describes the smallest quantity unit which can be ordered. One shipping unit can contain one or more single products. When placing an order, for the quantity please enter single or multiples of a shipping unit.

---

### References / Links

– For Guarantee see [www.ledvance.com/guarantee](http://www.ledvance.com/guarantee)

---

### DISCLAIMER

Subject to change without notice. Errors and omission excepted. Always make sure to use the most recent release.