

# PRODUCT DATASHEET

## FL COMP V 135W 840 SYM 100 BK

FLOODLIGHT COMPACT 135W | Floodlight with up to 13500 lm light output



### Areas of application

- Replacement for floodlights with halogen lamps
- Outdoor use (IP65)
- Public areas
- Building facades
- Gardens, balconies and other outdoor areas
- Construction areas

### Product benefits

- Robust, yet light and compact design
- Safe and very uniform illumination, due to frosted and tempered glass diffuser
- No upper light output ratio (ULOR 0%) when mounted at 0° tilt
- Energy savings of up to 90 % compared to halogen lamp floodlights
- 3 years guarantee

### Product features

- Reflector-based, symmetric light distribution with 100° x 100° beam angle
- Surge protection: up to 4 kV (L/N-PE), 2 kV (L-N)
- Mounting bracket with 30° angle and wide rotation area
- Pre-installed, flexible 1 m cable (H05RN-F), wrapped 3 x 1.0 mm<sup>2</sup> single wires
- Breather membrane to optimize air exchange, without compromising IP protection



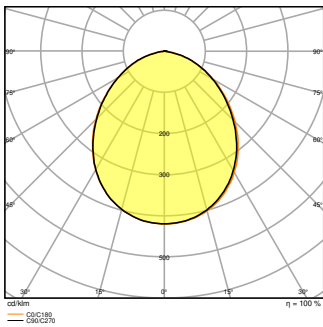
## TECHNICAL DATA

### Electrical data

Nominal wattage	135.00 W
Nominal voltage	220...240 V
Mains frequency	50...60 Hz
Nominal current	649 mA
Inrush current	9 A
Inrush current time $T_{h50}$	2.7 $\mu$ s
Max. number of luminaires per miniature circuit breaker B16	13
Max. number of luminaires per miniature circuit breaker C10	10
Max. number of luminaires per miniature circuit breaker C16	16
Power factor $\lambda$	> 0.90
Total harmonic distortion	< 20 %
Protection class	I
Operating mode	Integrated LED driver

### Photometrical data

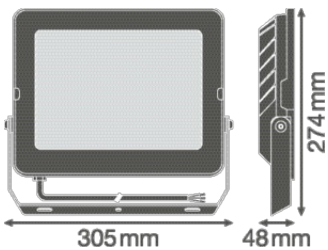
Luminous flux	13500 lm
Luminous efficacy	100 lm/W
Color temperature	4000 K
Light color (designation)	Cool White
Color rendering index Ra	$\geq$ 80
Standard deviation of color matching	< 5 sdc <sub>m</sub>
Luminous intensity	-
Low flicker	Yes
Flickering metric (Pst LM)	-
Stroboscope effect metric (SVM)	-
Photobiological safety group acc. to EN62778	RG1
Photobiological safety group acc. to EN62471	RG1
Beam angle	100 ° x 100 °



FL COMP V 135W 840 SYM 100  
BK

Dimensions & Weight

Length	274.00 mm
Width	305.00 mm
Height	48.00 mm
Product weight	2210.00 g
Cable length	1000 mm



FL COMP V 135W SYM 100 BK

Materials & Colors

Product color	Black
Housing color	Black
Body material	Aluminum
Cover material	Tempered glass
Light emitting surface material	Glass
Glow Wire Test according to IEC 60695-2-12	650 °C
Mercury content	0.0 mg

## Application & Mounting

Ambient temperature range	-30...+45 °C
Temperature range at storage	-40...+70 °C
Type of connection	Cable, 3-pole
Type of protection	IP65
Protection class IK (shock resistance)	IK08
Dimmable	No
Mounting type	Surface
Mounting location	Wall / Pole / Floor
Application environment	Outdoor
Adjustable	Yes
With light source	Yes

## Lifespan

Lifespan L70/B50 at 25 °C	50000 h <sup>1)</sup>
Lifespan L80/B10 at 25 °C	35000 h <sup>1)</sup>
Lifespan L80/B50 at 25 °C	35000 h
Lifespan L90/B10 at 25 °C	25000 h
Number of switching cycles	100000

<sup>1)</sup> t[h]: L70 / B50 @ 25 °C (Ta), t[h]: L80 / B10 @ 25 °C (Ta), t[h]: L90 / B10 @ 25 °C (Ta)

## Certificates & Standards






Standards	CE / CB / EAC
Luminaire with limited surface temperature, "D sign"	No
Ball shot safe	No
Replaceable light source (EPREL)	Not replaceable



## Safety advice


- Max. wind load surface 0.061 m<sup>2</sup>
- The external flexible cable or cord of this luminaire cannot be replaced; if the cord is damaged, the luminaire shall be destroyed.
- Terminal block not included. Installation must be made by a qualified person.
- Caution, risk of electric shock.
- Product in protection class I. All electrically conductive, metallic housing parts that can absorb voltage during operation or during maintenance in the event of a fault must be continuously connected to the protective earthing conductor.

## DOWNLOAD DATA

Documents and certificates		Document name
	User instruction / safety instructions	FL COMP V SYM
	Legal information	LSI FL COMP V
	Legal information	Legal Insert FL COMP/SENSOR
	Legal information	Informationstext 18 Abs 4 ElektroG
	Declarations of conformity	FL COMP
	Declarations of conformity UKCA	FL COMP V SYM 100

Photometric and lighting design files		Document name
	IES file (IES)	FL COMP V 135W 840 SYM 100 BK
	LDT file (Eulumdat)	FL COMP V 135W 840 SYM 100 BK
	ULD file (DIALux)	FL COMP V 135W 840 SYM 100 BK
	ROLF file (RELUX)	L COMP V 135W 840 SYM
	Light distribution curve type polar	FL COMP V 135W 840 SYM 100 BK

CAD/BIM files		Document name
	BIM Revit 3D	FL COMP
	CAD STEP 3D	FL COMP 135W

Tender texts	Document name
	Tender documents FLOODLIGHT COMPACT 135W 840 SYM 100 BK-EN

**LOGISTICAL DATA**

Product code	Packaging unit (Pieces/Unit)	Dimensions (length x width x height)	Gross weight	Volume
--------------	------------------------------	--------------------------------------	--------------	--------

Product code	Packaging unit (Pieces/Unit)	Dimensions (length x width x height)	Gross weight	Volume
4058075575127	Folding box 1	354 mm x 90 mm x 327 mm	2388.00 g	10.42 dm <sup>3</sup>
4058075575134	Shipping box 2	359 mm x 180 mm x 331 mm	5097.00 g	21.39 dm <sup>3</sup>

The mentioned product code describes the smallest quantity unit which can be ordered. One shipping unit can contain one or more single products. When placing an order, for the quantity please enter single or multiples of a shipping unit.

---

## ADDITIONAL CATALOG INFORMATION

---

## References / Links

– For Guarantee see [www.ledvance.com/guarantee](http://www.ledvance.com/guarantee)

---

## DISCLAIMER

Subject to change without notice. Errors and omission excepted. Always make sure to use the most recent release.