

PRODUCT DATASHEET

FL COMP SEN V 50W 840 SYM 100 BK

FLOODLIGHT COMPACT SENSOR 50W | Sensor floodlight with up to 5000 lm light output



Areas of application

- Replacement for floodlights with halogen lamps
- Outdoor use (IP65)
- Public areas
- Building facades
- Gardens, balconies and other outdoor areas
- Construction areas

Product benefits

- Robust, yet light and compact design
- Demand optimized illumination due to flexible and programmable sensor
- Easy adjustment of sensor range, daylight detection and hold time
- Always-on override, activated via special mains switching pattern
- Safe and very uniform illumination, due to frosted and tempered glass diffuser
- No upper light output ratio (ULOR 0%) when mounted at 0° tilt
- Energy savings of up to 90 % compared to halogen lamp floodlights
- 3 years guarantee

Product features

- Flexible motion and daylight sensor
- Sensor with 350° pan and 180° tilt
- Reflector-based, symmetric light distribution with 100° x 100° beam angle
- Mounting bracket with 30° angle and wide rotation area
- Pre-installed, flexible 1 m cable (H05RN-F), wrapped 3 x 1.0 mm² single wires



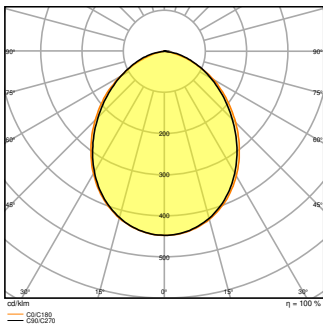
TECHNICAL DATA

Electrical data

| | |
|---|-----------------------|
| Nominal wattage | 50.00 W |
| Nominal voltage | 220...240 V |
| Mains frequency | 50...60 Hz |
| Nominal current | 245 mA |
| Inrush current | 5.2 A |
| Inrush current time T_{h50} | 1 μ s |
| Max. number of luminaires per miniature circuit breaker B16 | 36 |
| Max. number of luminaires per miniature circuit breaker C10 | 26 |
| Max. number of luminaires per miniature circuit breaker C16 | 42 |
| Power factor λ | > 0.90 |
| Total harmonic distortion | < 20 % |
| Protection class | I |
| Operating mode | Integrated LED driver |

Photometrical data

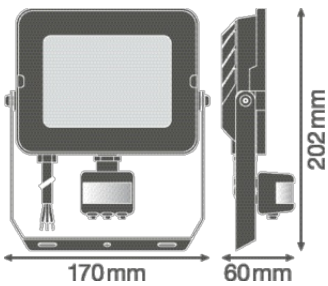
| | |
|--|----------------------|
| Luminous flux | 5000 lm |
| Luminous efficacy | 100 lm/W |
| Color temperature | 4000 K |
| Light color (designation) | Cool White |
| Color rendering index Ra | ≥ 80 |
| Standard deviation of color matching | < 5 sdc _m |
| Luminous intensity | - |
| Low flicker | Yes |
| Flickering metric (Pst LM) | - |
| Stroboscope effect metric (SVM) | - |
| Photobiological safety group acc. to EN62778 | RG1 |
| Photobiological safety group acc. to EN62471 | RG1 |
| Beam angle | 100 ° x 100 ° |



FL COMP SEN V S 50W 840 SYM
100 BK

Dimensions & Weight

| | |
|----------------|-----------|
| Length | 202.00 mm |
| Width | 170.00 mm |
| Height | 60.00 mm |
| Product weight | 630.00 g |
| Cable length | 1000 mm |



FL COMP SEN V 50W SYM 100 BK

Materials & Colors

| | |
|--|----------------|
| Product color | Black |
| Housing color | Black |
| Body material | Aluminum |
| Cover material | Tempered glass |
| Light emitting surface material | Glass |
| Glow Wire Test according to IEC 60695-2-12 | 650 °C |

| | |
|-----------------|--------|
| Mercury content | 0.0 mg |
|-----------------|--------|

Application & Mounting

| | |
|--|---------------------|
| Ambient temperature range | -30...+45 °C |
| Temperature range at storage | -40...+70 °C |
| Type of connection | Cable, 3-pole |
| Type of protection | IP65 |
| Protection class IK (shock resistance) | IK06 |
| Dimmable | No |
| Mounting type | Surface |
| Mounting location | Wall / Pole / Floor |
| Application environment | Outdoor |
| Adjustable | Yes |
| With light source | Yes |

Lifespan

| | |
|----------------------------|-----------------------|
| Lifespan L70/B50 at 25 °C | 50000 h ¹⁾ |
| Lifespan L80/B10 at 25 °C | 35000 h ¹⁾ |
| Lifespan L80/B50 at 25 °C | 35000 h |
| Lifespan L90/B10 at 25 °C | 25000 h |
| Number of switching cycles | 100000 |

¹⁾ t[h]: L70 / B50 @ 25 °C (Ta), t[h]: L80 / B10 @ 25 °C (Ta), t[h]: L90 / B10 @ 25 °C (Ta)

Sensor

| | |
|--|----------------------------|
| Type of sensor | Motion / Light |
| Sensor technology | Passive infrared/Photocell |
| Sensor detection angle | 40 °...160 ° |
| Sensor controlled switching time | 10 s...12 min |
| Detection range of motion sensor | 2...12 m |
| Detection threshold of daylight sensor | 10...2000 lx |
| Sensor IP rating | IP65 |
| Sensor IK rating | IK05 |

Certificates & Standards

| | |
|--|---------------|
| Standards | CE / CB / EAC |
| Luminaire with limited surface temperature, "D sign" | No |



| | |
|----------------------------------|-----------------|
| Ball shot safe | No |
| Replaceable light source (EPREL) | Not replaceable |


Safety advice

- The external flexible cable or cord of this luminaire cannot be replaced; if the cord is damaged, the luminaire shall be destroyed.
- Terminal block not included. Installation must be made by a qualified person.
- Caution, risk of electric shock.
- Product in protection class I. All electrically conductive, metallic housing parts that can absorb voltage during operation or during maintenance in the event of a fault must be continuously connected to the protective earthing conductor.

DOWNLOAD DATA

| Documents and certificates | | Document name |
|--|--|------------------------------------|
|  | User instruction / safety instructions | FL COMP SEN V SYM |
|  | Legal information | LSI FL COMP SEN V |
|  | Legal information | Legal Insert FL COMP/SENSOR |
|  | Legal information | Informationstext 18 Abs 4 ElektroG |
|  | Declarations of conformity | FL COMP |
|  | Declarations of conformity UKCA | FL COMP SEN V SYM 100 BK |
| Photometric and lighting design files | | Document name |
|  | IES file (IES) | FL COMP SEN V 50W 840 SYM 100 BK |
|  | LDT file (Eulumdat) | FL COMP SEN V 50W 840 SYM 100 BK |
|  | ULD file (DIALux) | FL COMP SEN V 50W 840 |
|  | ROLF file (RELUX) | FL COMP SEN V 50W 840 SYM |
|  | Light distribution curve type polar | FL COMP SEN V S 50W 840 SYM 100 BK |

| CAD/BIM files | | Document name |
|--|--------------|---------------------------|
|  | BIM Revit 3D | Floodlight Compact Sensor |
|  | CAD STEP 3D | FL COMP 50W SEN |

| Tender texts | | Document name |
|--|------------------|---|
|  | Tender documents | FLOODLIGHT COMPACT SENSOR 50W 840 SYM 100 BK-EN |

LOGISTICAL DATA

| Product code | Packaging unit (Pieces/Unit) | Dimensions (length x width x height) | Gross weight | Volume |
|---------------|------------------------------|--------------------------------------|--------------|-----------------------|
| 4058075575325 | Folding box 1 | 175 mm x 73 mm x 210 mm | 900.00 g | 2.68 dm ³ |
| 4058075575332 | Shipping box 8 | 376 mm x 310 mm x 235 mm | 7876.00 g | 27.39 dm ³ |

The mentioned product code describes the smallest quantity unit which can be ordered. One shipping unit can contain one or more single products. When placing an order, for the quantity please enter single or multiples of a shipping unit.

ADDITIONAL CATALOG INFORMATION

References / Links

– For Guarantee see www.ledvance.com/guarantee

DISCLAIMER

Subject to change without notice. Errors and omission excepted. Always make sure to use the most recent release.