

# PRODUCT DATASHEET

## DP S 1500 26W 840 IP65 GY

DAMP PROOF SENSOR | Damp-proof luminaires, classic shape with high frequency sensor

### Areas of application

- Industrial and storage facilities
- Car parks and underpasses
- Garages
- Workshops, assembly lines



PERFOR-  
MANCE  
CLASS

### Product benefits

- Installation of multiple sensor switched luminaires possible due to Master-Slave and Master-Master functionality
- Multiple adjustments of sensor range, daylight detection and hold time
- Low flicker  $\leq 10\%$
- Easy installation, no tools required for connection
- 5 years guarantee

### Product features

- High frequency sensor for daylight and motion detection
- Sensor with Master-Slave and Master-Master functionality
- High luminous efficacy: up to 139 lm/W
- Beam angle: 110°



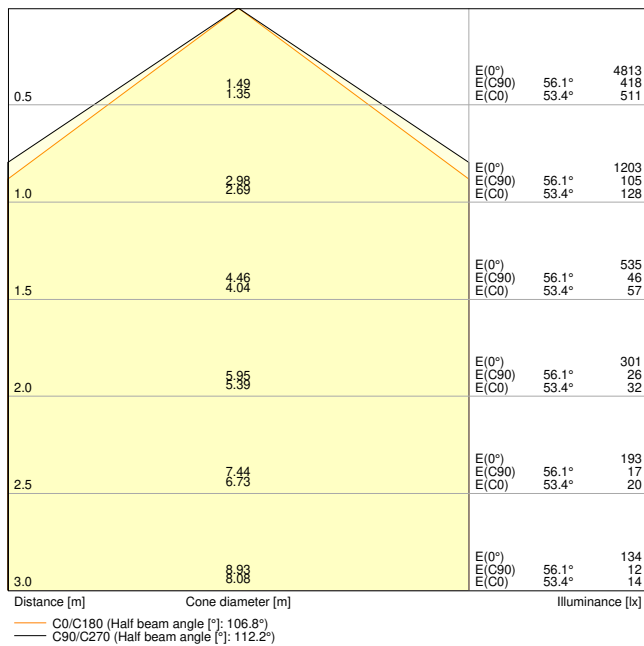
## TECHNICAL DATA

### Electrical data

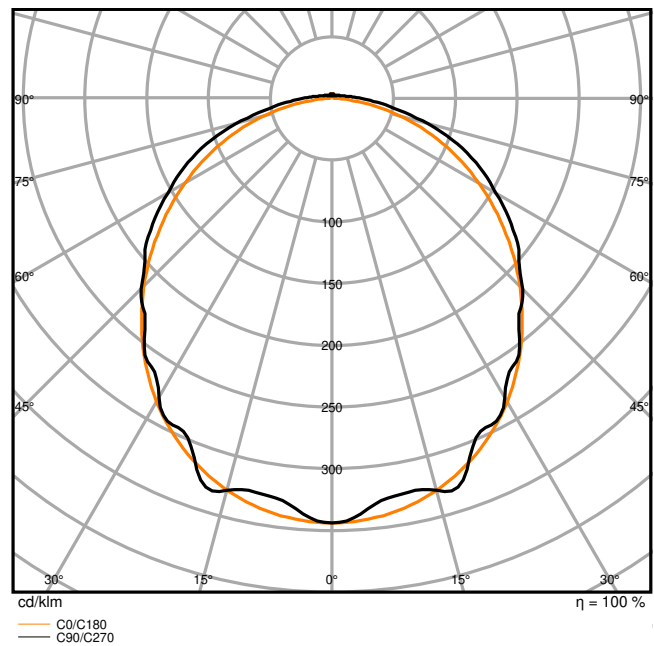
|   |                       |
|---|-----------------------|
| Nominal wattage   | 26.00 W               |
| Nominal voltage   | 220...240 V           |
| Mains frequency   | 50...60 Hz            |
| Nominal current   | 125.000 mA            |
| Inrush current  | 13 A                  |
| Inrush current time $T_{h50}$                               | 154 $\mu$ s           |
| Max. number of luminaires per miniature circuit breaker B16 | 56                    |
| Max. number of luminaires per miniature circuit breaker C10 | 44                    |
| Max. number of luminaires per miniature circuit breaker C16 | 44                    |
| Power factor $\lambda$                                      | > 0.90                |
| Total harmonic distortion                                   | < 20 %                |
| Protection class  | I                     |
| Operating mode  | Integrated LED driver |

### Photometrical data

|  |                      |
|--|----------------------|
| Luminous flux                                | 3500 lm              |
| Luminous efficacy                            | 135 lm/W             |
| Color temperature                            | 4000 K               |
| Light color (designation)                    | Cool White           |
| Color rendering index Ra                     | > 80                 |
| Standard deviation of color matching         | < 4 sdc <sub>m</sub> |
| Low flicker                                  | Yes                  |
| Flickering metric (Pst LM)                   | $\leq 1$             |
| Stroboscope effect metric (SVM)              | $\leq 0.4$           |
| Photobiological safety group acc. to EN62778 | RG0                  |
| Beam angle                                   | 110 °                |



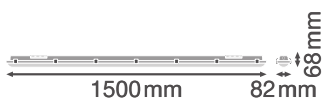
DP S 1500 26W 840 IP65 GY



DP S 1500 26W 840 IP65 GY

Dimensions & Weight

|                |            |
|----------------|------------|
| Length         | 1500.00 mm |
| Width          | 82.00 mm   |
| Height         | 68.00 mm   |
| Product weight | 1715.00 g  |



DP S 1500 840 IP65 GY

Materials & Colors

|  |                    |
|--|--------------------|
| Product color                              | Gray               |
| Housing color                              | Gray               |
| Body material                              | Polycarbonate (PC) |
| Cover material                             | Polycarbonate (PC) |
| Light emitting surface material            | Polycarbonate (PC) |
| Glow Wire Test according to IEC 60695-2-12 | 850 °C             |
| Mercury content                            | 0.0 mg             |

### Application & Mounting

|  |                   |
|--|-------------------|
| Ambient temperature range              | -20...+40 °C      |
| Temperature range at storage           | -25...+80 °C      |
| Type of connection                     | Terminal, 5-pin   |
| Type of protection                     | IP65              |
| Protection class IK (shock resistance) | IK08              |
| Dimmable                               | No                |
| Mounting type                          | Suspended/Surface |
| Mounting location                      | Ceiling / Wall    |
| Application environment                | Indoor            |
| With light source                      | Yes               |

### Lifespan

|                            |                       |
|----------------------------|-----------------------|
| Lifespan L70/B50 at 25 °C  | 70000 h <sup>1)</sup> |
| Lifespan L80/B10 at 25 °C  | 50000 h <sup>1)</sup> |
| Lifespan L80/B50 at 25 °C  | 50000 h               |
| Lifespan L90/B10 at 25 °C  | 44000 h               |
| Number of switching cycles | 100000                |

<sup>1)</sup> t[h]: L70 / B50 @ 25 °C (Ta), t[h]: L80 / B10 @ 25 °C (Ta), t[h]: L90 / B10 @ 25 °C (Ta)

### Control gear

|                |        |
|----------------|--------|
| Output current | 190 mA |
|----------------|--------|

### Sensor

|                                  |                |
|----------------------------------|----------------|
| Type of sensor                   | Motion / Light |
| Sensor technology                | Microwave      |
| Sensor detection angle           | < 150 °        |
| Sensor controlled switching time | 5 s...15 min   |

|  |                        |
|--|------------------------|
| Detection range of motion sensor       | 4...12 m <sup>1)</sup> |
| Detection threshold of daylight sensor | 2...50 lx              |

<sup>1)</sup> pending on vertical (up to 4 m) or horizontal (up to 12 m) sensor direction

### Certificates & Standards

|  |   |
|--|---|
| Standards  | CE / CB / ENEC / TÜV SÜD / EAC / UKCA / EPD |
| Luminaire with limited surface temperature, "D sign" | Yes   |
| Ball shot safe                                       | No  |
| EPD  | LEDV-00025-V01.01-EN                        |
| Replaceable light source (EPREL)                     | Not replaceable                             |








### Additional product data











|                |   |
|----------------|---|
| Product remark | When used in very cold applications as in cold storage, a special membrane might be required to ensure lifetime |
|----------------|---|

### EQUIPMENT / ACCESSORIES

– Mounting brackets, Antitheft protection, triangle, 2nd cable gland and 2 grommets included

### DOWNLOAD DATA

|  | Documents and certificates             | Document name                      |
|--|--|------------------------------------|
|  | User instruction / safety instructions | DP S IP65 GEN2                     |
|  | Legal information                      | DP S 1200/1500 840 IP65 GY         |
|  | Legal information                      | LS Insert DP Sensor IP65           |
|  | Legal information                      | Informationstext 18 Abs 4 ElektroG |
|  | Declarations of conformity             | DP S IP65                          |
|  | Declarations of conformity UKCA        | DP S IP65                          |
|  | Certificates                           | ENEC Certificate DP S              |

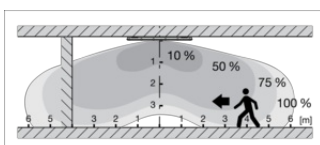
| Photometric and lighting design files  |                                     | Document name                             |
|--|-------------------------------------|---|
|    | IES file (IES)                      | DP S 1500 26W 840 IP65 GY                 |
|    | LDT file (Eulumdat)                 | DP S 1500 26W 840 IP65 GY                 |
|    | ULD file (DIALux)                   | DP S 1500 26W 840 IP65 GY                 |
|    | ROLF file (RELUX)                   | DP S 1500 26W 840 IP65 GY                 |
|    | UGR file (UGR table)                | DP S 1500 26W 840 IP65 GY                 |
|    | Light distribution curve type cone  | DP S 1500 26W 840 IP65 GY                 |
|    | Light distribution curve type polar | DP S 1500 26W 840 IP65 GY                 |
| CAD/BIM files  |                                     | Document name                             |
|    | BIM Revit 3D                        | Damp Proof G2                             |
|   | CAD STEP 3D                         | DP-Gen2 1500                              |
| Tender texts   |                                     | Document name                             |
|  | Tender documents                    | DAMP PROOF SENSOR 1500 26W 840 IP65 GY-EN |

### LOGISTICAL DATA

| Product code  | Packaging unit (Pieces/Unit) | Dimensions (length x width x height) | Gross weight | Volume                |
|---------------|------------------------------|--------------------------------------|--------------|-----------------------|
| 4058075836082 | Folding box<br>1             | 1,512 mm x 87 mm x 74 mm             | 1750.00 g    | 9.73 dm <sup>3</sup>  |
| 4058075836099 | Shipping box<br>6            | 1,532 mm x 191 mm x 245 mm           | 11731.00 g   | 71.69 dm <sup>3</sup> |

The mentioned product code describes the smallest quantity unit which can be ordered. One shipping unit can contain one or more single products. When placing an order, for the quantity please enter single or multiples of a shipping unit.

### ADDITIONAL CATALOG INFORMATION



---

### References / Links

– For Guarantee see [www.ledvance.com/guarantee](http://www.ledvance.com/guarantee)

---

### DISCLAIMER

Subject to change without notice. Errors and omission excepted. Always make sure to use the most recent release.