

# PRODUCT DATASHEET

## DR DALI - P -26/220-240/700

LED DRIVER DALI PERFORMANCE GEN 2 | Compact constant current LED driver with DALI dimming interface



### Areas of application

- Luminaires of protection class I and II
- Indoor SELV installations
- Emergency lighting systems (DC capable)
- Attachment and installation in furniture
- Cove lighting
- Offices
- Education
- Storage areas
- Retail

### Product benefits

- Flexible dip switch current settings on device in 50mA steps
- Push DIM application for easy control
- Low flickering enables high light quality as well as good visual comfort
- High-quality dimming of 1...100 %
- Toolless installation
- 5 years guarantee

### Product features

- 1 channel DALI-2 certified LED driver
- Supply voltage: 220...240 V
- Operated with Safety extra-low voltage (SELV): < 60 V
- Available with output current range: up to 1,400 mA
- Type of installation: independent and built-in
- Suitable for emergency lighting fixtures acc.to EN 60598-2-2 with emergency output factor EOFI=15%
- Suitable for use in furnitures

## TECHNICAL DATA

### Electrical data

|  |                           |
|--|---------------------------|
| Nominal wattage                          | 26.30 W                   |
| Nominal output power                     | 26 W                      |
| Nominal voltage                          | 220...240 V               |
| Nominal output voltage                   | 9...52 V                  |
| Input voltage AC                         | 198...254 V <sup>1)</sup> |
| Input voltage DC                         | 176...280 V               |
| U-OUT (working voltage)                  | 60 V                      |
| Type of current                          | DC                        |
| Nominal current                          | 135 mA                    |
| Nominal output current                   | 700 mA <sup>2)</sup>      |
| Inrush current                           | 30 A                      |
| Output current tolerance                 | +/- 5 %                   |
| Output ripple current (100 Hz)           | +/- 3 %                   |
| Mains frequency                          | 0/50/60 Hz                |
| Total harmonic distortion                | 7 % <sup>3)</sup>         |
| Power factor $\lambda$                   | 0.95 <sup>3)</sup>        |
| ECG efficiency                           | 85 % <sup>4)</sup>        |
| Device power loss                        | 3.7 W                     |
| Max. ECG no. on circuit breaker 10 A (B) | 50                        |
| Max. ECG no. on circuit breaker 16 A (B) | 80                        |
| Max. ECG no. on circuit breaker 25 A (B) | 100                       |
| Max. ECG no. on circuit breaker 10 A (C) | 50                        |
| Max. ECG no. on circuit breaker 13 A (C) | 65                        |
| Max. ECG no. on circuit breaker 16 A (C) | 80                        |
| Max. ECG no. on circuit breaker 25 A (C) | 100                       |
| Surge capability (L/N-Ground)            | 2 kV                      |
| Surge capability (L-N)                   | > 1 kV                    |
| Galvanic isolation                       | SELV                      |
| Operating frequency                      | 0/50/60 Hz                |
| Power loss in stand-by mode              | 0.5 W                     |

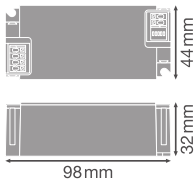
1) Permitted voltage range

2) +/- 5 %

3) Full load at 230 V/50 Hz / see graphs

4) Full load at 230 V/50 Hz / Typical / see graphs

### Dimensions & Weight



|                                      |                            |
|--------------------------------------|----------------------------|
| Length                               | 98.00 mm                   |
| Mounting hole spacing, length        | 90 mm                      |
| Width                                | 44.00 mm                   |
| Height                               | 32.00 mm                   |
| Cable cross-section, input side      | 0.75...1.5 mm <sup>2</sup> |
| Cable cross-section, output side     | 0.5...1.5 mm <sup>2</sup>  |
| Prewired                             | No                         |
| Wire preparation length, input side  | 6...7 mm                   |
| Wire preparation length, output side | 6...7 mm                   |
| Product weight                       | 101.00 g                   |

Colors & materials

|                 |         |
|-----------------|---------|
| Product color   | White   |
| Casing material | Plastic |
| Body material   | Plastic |

Temperatures & operating conditions

|  |              |
|--|--------------|
| Ambient temperature range                | -20...+50 °C |
| Maximum temperature at tc test point     | 85 °C        |
| Max.housing temperature in case of fault | 110 °C       |
| Temperature range in operation           | -20...+50 °C |
| Permitted rel. humidity during operation | 20...90 %    |

Lifespan

|                            |                       |
|----------------------------|-----------------------|
| ECG lifetime               | 50000 h <sup>1)</sup> |
| Number of switching cycles | 60000                 |

1) T<sub>a</sub> = 50°C, T<sub>c</sub> max, 10 % failure rate

Additional product data

|              |     |
|--------------|-----|
| Encapsulated | Yes |
|--------------|-----|

Capabilities

|  |               |
|--|---------------|
| Dimmable                               | Yes           |
| Dimming interface                      | DALI-2        |
| Dimming range                          | 1...100 %     |
| Overheating protection                 | Yes           |
| Overload protection                    | Yes           |
| No-load proof                          | Yes           |
| Short-circuit protection               | Yes           |
| Max. cable length to lamp/LED module   | 2,0 m         |
| Suitable for fixtures with prot. class | I / II        |
| Suitable for emergency lighting        | Yes           |
| Type of connection, output side        | Push terminal |


### Certificates & Standards

|                           |   |
|---------------------------|---|
| Approval marks – approval | CE / CB / ENEC / EL / MM  |
| Standards                 | Acc. to EN 61347-1 / Acc. to EN 61347-2-13 / Acc. to EN 55015 /<br>Acc. to EN 61547 / Acc. to EN 61000-3-2 / Acc. to EN 62384 |
| Protection class          | II  |
| Type of protection        | IP20  |




### LOGISTICAL DATA


|                              |              |
|------------------------------|--------------|
| Temperature range at storage | -25...+60 °C |
|------------------------------|--------------|

### Accessories Optional

| Product image  | Product name            | EAN           |
|--|-------------------------|---------------|
|  | DR AY ZB+DALI CLAMP DUO | 4058075483125 |

### DOWNLOAD DATA

| Documents and certificates   |  | Document name                          |
|--|--|--|
|  | User instruction / safety instructions | LED DRIVER DALI P DIMMABLE             |
|  | Declarations of conformity             | UKCA Declaration_DALI LED Power Supply |
|  | Declarations of conformity             | CE_DALI LED Power Supply               |

| Tender texts  |                  | Document name                                  |
|---|------------------|--|
|  | Tender documents | LED DRIVER DALI PERFORMANCE G2 26220 240700-EN |

LOGISTICAL DATA

| Product code  | Packaging unit (Pieces/Unit) | Dimensions (length x width x height) | Gross weight | Volume               |
|---------------|------------------------------|--------------------------------------|--------------|----------------------|
| 4058075779631 | Folding box<br>1             | 104 mm x 52 mm x 38 mm               | 115.00 g     | 0.21 dm <sup>3</sup> |
| 4058075779648 | Shipping box<br>10           | 311 mm x 154 mm x 116 mm             | 1379.00 g    | 5.56 dm <sup>3</sup> |

The mentioned product code describes the smallest quantity unit which can be ordered. One shipping unit can contain one or more single products. When placing an order, for the quantity please enter single or multiples of a shipping unit.

DISCLAIMER

Subject to change without notice. Errors and omission excepted. Always make sure to use the most recent release.