

PRODUCT DATASHEET

LN SF IP44 EM 600 P 18W 840 WT

LINEAR SURFACE IP44 EMERGENCY | Robust IP44 luminaires with direct light emission, integrated driver and integrated emergency lighting function, up to 137 lm/W



Areas of application

- Emergency illumination of escape routes
- Antipanic lighting
- Buildings requiring up to 3 h emergency light operation
- Efficient replacement for traditional T8 and T5 luminaires
- Public buildings
- Corridors, stairways

Product benefits

- Seamless integration of luminaires with emergency lighting function into general lighting
- Protection against cover falling, theft and vandalism thanks to safety screws
- Easy wiring thanks to included prewired driver and battery for Emergency lighting function
- Simple testing of luminaires with emergency lighting function thanks to integrated automatic test function
- Convenient visualization of results of automatic test with an included control LED
- Operation of integrated emergency lighting function with long life LiFePO4 battery with 3h battery discharge time
- High luminous efficacy in normal operation
- 3 years guarantee
- Low maintenance and low operational costs
- Cable entry on the back of the luminaire and on each end-caps for easy electrical connection
- Easy and quick installation
- Low flicker light thanks to special electronic control gear

Product features



- Certified according to European norms (EN 60598-1:2015; EN 60598-2-22:2014)
- Luminaire suited for normal lighting and emergency lighting
- Self-contained luminaires
- Emergency lighting function: battery discharge time of 3 h
- Function test of emergency lighting: automatic (AT)
- Battery technology: LiFePO4
- Ambient temperature in operation: +5...+35 °C
- Surface mounted luminaires with direct light emission
- Type of protection: IP44
- Impact resistance: IK08
- Available in 3 different lengths: 600 mm, 1200 mm and 1500 mm
- High luminous efficacy: up to 137 lm/W

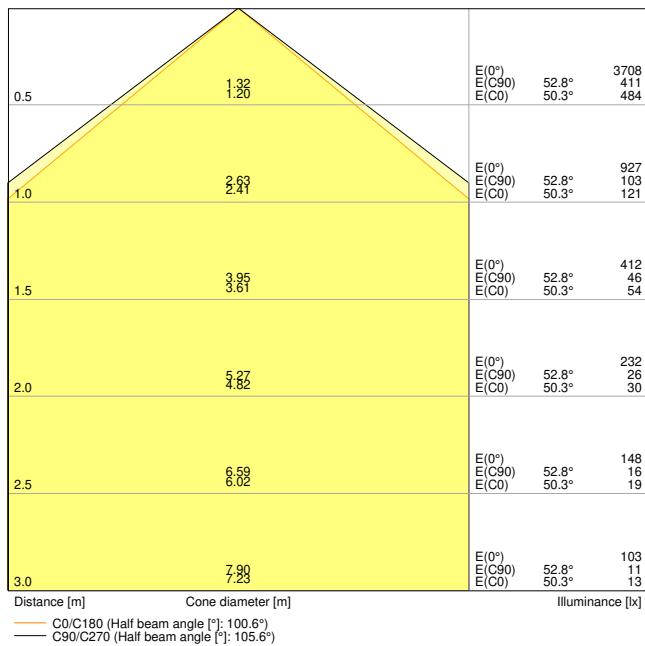
TECHNICAL DATA

Electrical data

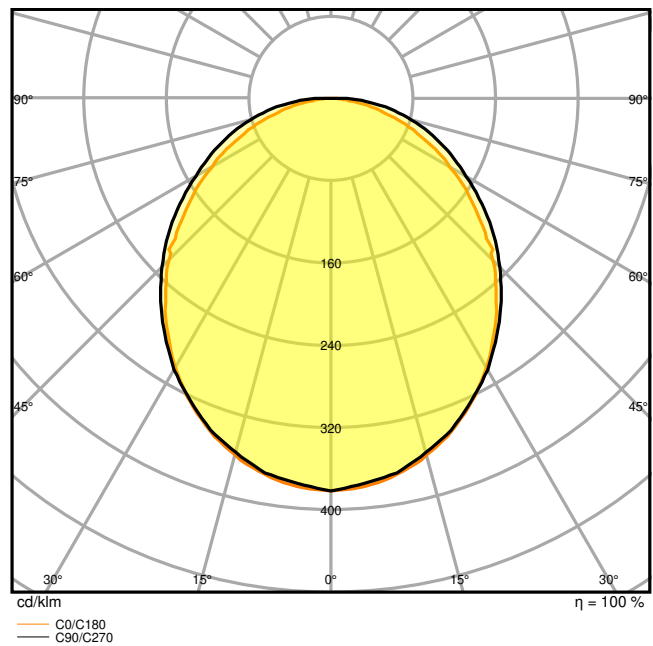
Nominal wattage	18.00 W
Nominal voltage	220...240 V
Mains frequency	50...60 Hz
Nominal current	90.000 mA
Inrush current	11 A
Inrush current time T_{h50}	100 μ s
Max. number of luminaires per miniature circuit breaker B16	49
Max. number of luminaires per miniature circuit breaker C10	30
Max. number of luminaires per miniature circuit breaker C16	49
Power factor λ	> 0.90
Total harmonic distortion	< 20 %
Protection class	I
Operating mode	Integrated LED driver

Photometrical data

Luminous flux	2430 lm
Luminous efficacy	135 lm/W
Color temperature	4000 K
Light color (designation)	Cool White
Color rendering index Ra	> 80
Standard deviation of color matching	< 3 sdc _m
Low flicker	Yes
Flickering metric (Pst LM)	< 1
Stroboscope effect metric (SVM)	< 0.4
Photobiological safety group acc. to EN62778	RG0
Beam angle	110 °



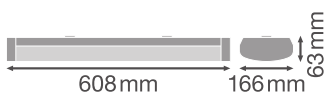
LN SF 600 P 18W 840 WT IP44 EM



LN SF 600 P 18W 840 WT IP44 EM

Dimensions & Weight

Length	608.00 mm
Width	166.00 mm
Height	63.00 mm
Product weight	1600.00 g



LN SF 600 P 18W WT IP44

Materials & Colors

Product color	White
Housing color	White
Body material	Steel
Cover material	Polycarbonate (PC)
Light emitting surface material	Polycarbonate (PC)
Glow Wire Test according to IEC 60695-2-12	650 °C
Mercury content	0.0 mg

Application & Mounting

Ambient temperature range	+5...+35 °C
Temperature range at storage	+5...+35 °C
Type of connection	Screwless terminal, 5-Pole
Type of protection	IP44
Protection class IK (shock resistance)	IK08
Dimmable	No
Mounting type	Surface
Mounting location	Wall / Ceiling
Application environment	Indoor
Adjustable	No
With light source	Yes

Lifespan

Lifespan L70/B50 at 25 °C	70000 h ¹⁾
Lifespan L80/B10 at 25 °C	70000 h ¹⁾
Lifespan L80/B50 at 25 °C	70000 h
Lifespan L90/B10 at 25 °C	50000 h
Number of switching cycles	100000

¹⁾ t[h]: L70 / B50 @ 25 °C (Ta), t[h]: L80 / B10 @ 25 °C (Ta), t[h]: L90 / B10 @ 25 °C (Ta)

Control gear

Output current	440 mA
ECG - Output ripple current	< 10 %

BATTERY

Type of Battery	LiFePO4
Battery size [GMS]	Others

Nominal voltage of battery	3.2 V
Battery charging time	24 h

Emergency lighting

Area of emergency application	Anti-panic lighting / Escape route lighting
Type of emergency light operation	Maintained / Non-maintained
Type of emergency operation test	Automatic
Wattage in maintained operation mode	18 W
Wattage in emergency operation mode	3,0 W
Luminous flux in maintained operation mode	2430 lm
Luminous flux in emergency operation mode	340 lm
Battery life in emergency operation mode	3 h
Integrated test switch	No






Certificates & Standards













Standards	CE / CB / ENEC / TÜV SÜD / UKCA / EAC
Luminaire with limited surface temperature, "D sign"	No
Ball shot safe	No
Replaceable light source (EPREL)	Not replaceable

EQUIPMENT / ACCESSORIES

- Equipped with through-wiring cables and connectors
- Tool-free cable strain reliefs included

DOWNLOAD DATA

Documents and certificates		Document name
	User instruction / safety instructions	LN SF P IP44 EM
	Legal information	Light Source Insert LN SF P WT IP44 EM
	Legal information	Legal Insert LN SF IP44 EM
	Legal information	Informationstext 18 Abs 4 ElektroG
	Declarations of conformity	CE Declaration LN SF IP44 EM

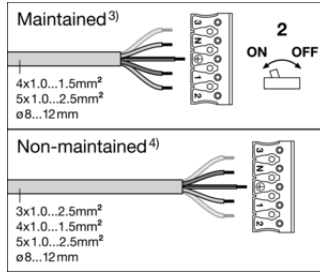
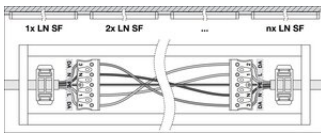
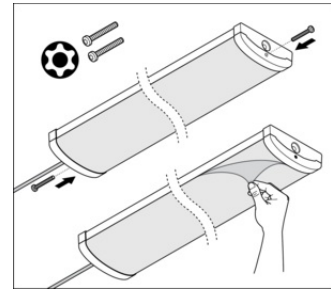
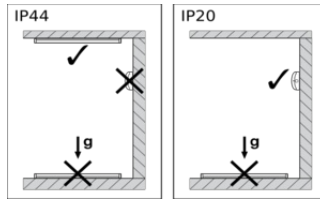
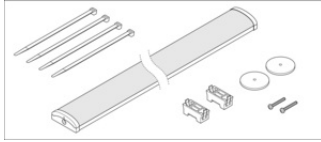
Documents and certificates		Document name
	Declarations of conformity UKCA	UKCA Declaration LN SF IP44 EM
	Certificates	ENEC LN SF IP44 EM
Photometric and lighting design files		Document name
	IES file (IES)	LN SF 600 P 18W 840 WT IP44 EM
	LDT file (Eulumdat)	LN SF 600 P 18W 840 WT IP44 EM
	ULD file (DIALux)	LN SF 600 P 18W 840
	ROLF file (RELUX)	LN SF 600 P 18W 840
	UGR file (UGR table)	LN SF 600 P 18W 840 WT IP44 EM
	Light distribution curve type cone	LN SF 600 P 18W 840 WT IP44 EM
	Light distribution curve type polar	LN SF 600 P 18W 840 WT IP44 EM
CAD/BIM files		Document name
	BIM Revit 3D	Linear Surface IP44 G2
	CAD STEP 3D	LN ST IP44 G2 600
Tender texts		Document name
	Tender documents	LINEAR SURFACE IP44 EMERGENCY 600 P 18W 840 WT-EN

LOGISTICAL DATA

Product code	Packaging unit (Pieces/Unit)	Dimensions (length x width x height)	Gross weight	Volume
4058075733213	Folding box 1	621 mm x 172 mm x 70 mm	1900.00 g	7.48 dm ³
4058075733220	Shipping box 4	635 mm x 302 mm x 200 mm	8220.00 g	38.35 dm ³

The mentioned product code describes the smallest quantity unit which can be ordered. One shipping unit can contain one or more single products. When placing an order, for the quantity please enter single or multiples of a shipping unit.

ADDITIONAL CATALOG INFORMATION



Test ²⁾	
Initialization ¹⁾ ⏱ ≥ 48h Normal	Automatic ³⁾
Daily check of Control LED ¹⁾ 👁	Green ¹⁾ ⚙️
Monthly/Weekly functional test ¹⁾ (EN 50172) ⏱ 30s	Automatic test once every 7 days ²⁾
Yearly duration test ²⁾ (EN 50172) ⏱ [3h]	Automatic test once every 12 weeks ²⁾

References / Links

– For Guarantee see www.ledvance.com/guarantee

DISCLAIMER

Subject to change without notice. Errors and omission excepted. Always make sure to use the most recent release.