

# PRODUCT DATASHEET

## Ceiling Essential 250mm 13W 3000K

Essentials Ceiling | Essential Ceiling luminaires for basic user purposes



---

### Areas of application

- Living areas

---

### Product benefits

- Simple installation thanks to light-weight design
- Decorative wall light

---

### Product features

- Wall and ceiling luminaire



## TECHNICAL DATA

### Electrical data

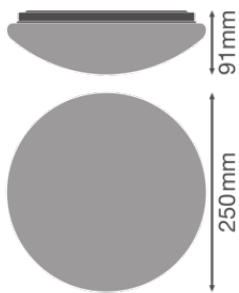
|   |                       |
|---|-----------------------|
| Nominal wattage   | 13.00 W               |
| Nominal voltage   | 220...240 V           |
| Mains frequency   | 50...60 Hz            |
| Nominal current   | 65.000 mA             |
| Inrush current time $T_{h50}$                               | 6.6 $\mu$ s           |
| Max. number of luminaires per miniature circuit breaker B16 | 98                    |
| Max. number of luminaires per miniature circuit breaker C16 | 123                   |
| Power factor $\lambda$                                      | > 0.70                |
| Total harmonic distortion                                   | < 70 %                |
| Protection class  | I                     |
| Operating mode  | Integrated LED driver |

### Photometrical data

|  |            |
|--|------------|
| Luminous flux                                  | 920 lm     |
| Total luminous flux of contained light sources | 1300 lm    |
| Luminous efficacy                              | 70 lm/W    |
| Color temperature                              | 3000 K     |
| Light color (designation)                      | Warm White |
| Color rendering index Ra                       | > 80       |
| Standard deviation of color matching           | < 6 sdcm   |
| Flickering metric (Pst LM)                     | -          |
| Stroboscope effect metric (SVM)                | -          |
| Photobiological safety group acc. to EN62778   | RG0        |
| Photobiological safety group acc. to EN62471   | RG0        |
| Beam angle                                     | 120 °      |

### Dimensions & Weight

|                |           |
|----------------|-----------|
| Diameter       | 250.00 mm |
| Height         | 91.00 mm  |
| Product weight | 330.00 g  |



CEILING ESSENTIAL 25CM

Materials & Colors

|  |                               |
|--|-------------------------------|
| Product color                              | White                         |
| Housing color                              | White                         |
| Body material                              | Plastic                       |
| Cover material                             | Polymethylmethacrylate (PMMA) |
| Glow Wire Test according to IEC 60695-2-12 | 650 °C                        |
| Mercury content                            | 0.0 mg                        |

Application & Mounting

|  |               |
|--|---------------|
| Ambient temperature range              | -20...+40 °C  |
| Type of connection                     | Cable, 3-pole |
| Type of protection                     | IP20          |
| Protection class IK (shock resistance) | IK03          |
| Dimmable                               | No            |
| Mounting type                          | Surface       |
| Application environment                | Indoor        |
| With light source                      | Yes           |
| Replaceable light source               | No            |

Lifespan

|                            |                       |
|----------------------------|-----------------------|
| Lifespan L70/B50 at 25 °C  | 20000 h <sup>1)</sup> |
| Number of switching cycles | 50000                 |

1) t[h]: L70 / B50 @ 25 °C (Ta), t[h]: L80 / B10 @ 25 °C (Ta), t[h]: L90 / B10 @ 25 °C (Ta)

Certificates & Standards

|  |                 |
|--|-----------------|
| Standards  | CE / UKCA       |
| Luminaire with limited surface temperature, "D sign" | No              |
| Ball shot safe                                       | No              |
| Replaceable light source (EPREL)                     | Not replaceable |

Additional product data

|                       |       |
|-----------------------|-------|
| Number of illuminants | empty |
|-----------------------|-------|




EQUIPMENT / ACCESSORIES

- Mounting screws and dowels included

Safety advice

- All electrical connections must be made by a qualified person.
- Caution, risk of electric shock.
- Product in protection class I. All electrically conductive, metallic housing parts that can absorb voltage during operation or during maintenance in the event of a fault must be continuously connected to the protective earthing conductor.
- Check wall-ceiling for suitability. If uncertain, seek professional advice.

DOWNLOAD DATA

| Documents and certificates  |  | Document name          |
|---|--|------------------------|
|  | User instruction / safety instructions | CEILING ESSENTIAL 25CM |
|  | Declarations of conformity             | CEILING ESSENTIAL      |
|  | Declarations of conformity UKCA        | Fixed LUM              |

LOGISTICAL DATA

| Product code  | Packaging unit (Pieces/Unit) | Dimensions (length x width x height) | Gross weight | Volume    |
|---------------|------------------------------|--------------------------------------|--------------|-----------|
| 4058075762473 | Folding box<br>1             | 280 mm x 98 mm x 282 mm              | 470.00 g     | 7.74 dm³  |
| 4058075762480 | Shipping box<br>10           | 575 mm x 510 mm x 305 mm             | 5222.00 g    | 89.44 dm³ |

The mentioned product code describes the smallest quantity unit which can be ordered. One shipping unit can contain one or more single products. When placing an order, for the quantity please enter single or multiples of a shipping unit.

**DISCLAIMER**

Subject to change without notice. Errors and omission excepted. Always make sure to use the most recent release.