

# PRODUCT DATASHEET

## Ceiling Essential 400mm 24W 4000K

Essentials Ceiling | Essential Ceiling luminaires for basic user purposes



---

### Areas of application

- Living areas

---

### Product benefits

- Simple installation thanks to light-weight design
- Decorative wall light

---

### Product features

- Wall and ceiling luminaire



## TECHNICAL DATA

### Electrical data

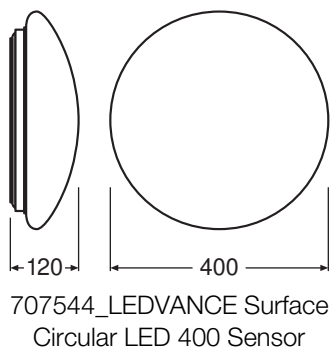
Nominal wattage	24.00 W
Nominal voltage	220...240 V
Mains frequency	50...60 Hz
Nominal current	115.000 mA
Inrush current time $T_{h50}$	8.6 $\mu$ s
Max. number of luminaires per miniature circuit breaker B16	69
Max. number of luminaires per miniature circuit breaker C16	83
Power factor $\lambda$	> 0.70
Total harmonic distortion	70 %
Protection class	I
Operating mode	Integrated LED driver

### Photometrical data

Luminous flux	1920 lm
Total luminous flux of contained light sources	3100 lm
Luminous efficacy	80 lm/W
Color temperature	4000 K
Light color (designation)	Cool White
Color rendering index Ra	> 80
Standard deviation of color matching	< 6 sdcm
Flickering metric (Pst LM)	-
Stroboscope effect metric (SVM)	-
Photobiological safety group acc. to EN62778	RG0
Photobiological safety group acc. to EN62471	RG0
Beam angle	120 °

### Dimensions & Weight

Diameter	400.00 mm
Height	120.00 mm
Product weight	660.00 g



Materials & Colors

Product color	White
Housing color	White
Body material	Plastic
Cover material	Polymethylmethacrylate (PMMA)
Glow Wire Test according to IEC 60695-2-12	650 °C

Application & Mounting

Ambient temperature range	-20...+40 °C
Type of connection	Cable, 3-pole
Type of protection	IP20
Protection class IK (shock resistance)	IK03
Dimmable	No
Mounting type	Surface
Application environment	Indoor
With light source	Yes
Replaceable light source	No

Lifespan

Lifespan L70/B50 at 25 °C	20000 h <sup>1)</sup>
Number of switching cycles	50000

<sup>1)</sup> t[h]: L70 / B50 @ 25 °C (Ta), t[h]: L80 / B10 @ 25 °C (Ta), t[h]: L90 / B10 @ 25 °C (Ta)

Certificates & Standards

Standards	CE / UKCA
-----------	-----------

Luminaire with limited surface temperature, "D sign"	No
Ball shot safe	No
Replaceable light source (EPREL)	Not replaceable

#### Additional product data

Number of illuminants	empty
-----------------------	-------




#### EQUIPMENT / ACCESSORIES

- Mounting screws and dowels included

#### Safety advice

- All electrical connections must be made by a qualified person.
- Caution, risk of electric shock.
- Product in protection class I. All electrically conductive, metallic housing parts that can absorb voltage during operation or during maintenance in the event of a fault must be continuously connected to the protective earthing conductor.
- Check wall-ceiling for suitability. If uncertain, seek professional advice.

#### DOWNLOAD DATA

Documents and certificates		Document name
	User instruction / safety instructions	CEILING ESSENTIAL
	Declarations of conformity	CEILING ESSENTIAL
	Declarations of conformity UKCA	Fixed LUM

#### LOGISTICAL DATA

Product code	Packaging unit (Pieces/Unit)	Dimensions (length x width x height)	Gross weight	Volume
4099854003134	Folding box 1	130 mm x 440 mm x 440 mm	1042.00 g	25.17 dm <sup>3</sup>
4099854003141	Shipping box 5	665 mm x 455 mm x 460 mm	6516.00 g	139.18 dm <sup>3</sup>

The mentioned product code describes the smallest quantity unit which can be ordered. One shipping unit can contain one or more single products. When placing an order, for the quantity please enter single or multiples of a shipping unit.

#### DISCLAIMER

Subject to change without notice. Errors and omission excepted. Always make sure to use the most recent release.