

# PRODUCT DATASHEET

## ENDURA Classic Rotary UpDown

Endura Classic Rotary Updown | Outdoor Endura Classic Rotary updown stainless steel



### Areas of application

- Entrance lighting
- Patios, balconies
- Building facades

### Product benefits

- High flexibility in the choice of the light source thanks to GU10 socket
- Suitable for smart applications thanks to compatibility with Smart + lamps from LEDVANCE
- Easy and quick installation
- High-quality materials

### Product features

- Die-cast aluminum housing
- Adjustable luminaire head



TECHNICAL DATA

Electrical data

Nominal voltage	220...240 V
Mains frequency	50...60 Hz
Protection class	I

Photometrical data

Flickering metric (Pst LM)	-
Stroboscope effect metric (SVM)	-

Dimensions & Weight

Length	69.00 mm
Width	112.00 mm
Height	175.00 mm
Product weight	680.00 g



SMART OUTD WIFI ROTARY  
UPDOWN RGBW

Materials & Colors

Product color	Dark gray
Housing color	Dark gray
Body material	Aluminum Steel
Mercury content	0.0 mg

Application & Mounting

Ambient temperature range	-20...+40 °C
Type of connection	Terminal, 3-Pole (L, N, PE)
Type of protection	IP44
Dimmable	No
Mounting type	Surface
Application environment	Outdoor

With light source	No
Replaceable light source	No
Holder designation	GU10

### Certificates & Standards

Standards	CE / UKCA
Luminaire with limited surface temperature, "D sign"	No
Ball shot safe	No

### Additional product data

Product remark	Maximum bulb wattage: 5 W
Number of illuminants	2






### EQUIPMENT / ACCESSORIES

- Complete mounting and connecting accessories included
- No light sources included

### Safety advice

- All electrical connections must be made by a qualified person.
- Caution, risk of electric shock.
- Product in protection class I. All electrically conductive, metallic housing parts that can absorb voltage during operation or during maintenance in the event of a fault must be continuously connected to the protective earthing conductor.

### DOWNLOAD DATA

Documents and certificates		Document name
	User instruction / safety instructions	ENDURA CLASSIC ROTARY UPDOWN
	Legal information	Legal insert I-Outdoor
	Declarations of conformity	ENDURA CLASSIC ROTARY UPDOWN GU10
	Declarations of conformity UKCA	ENDURA CLASSIC ROTARY UPDOWN GU10
	Declarations of conformity UKCA	ENDURA CLASSIC ROTARY UPDOWN

LOGISTICAL DATA

Product code	Packaging unit (Pieces/Unit)	Dimensions (length x width x height)	Gross weight	Volume
4058075763449	Folding box 1	75 mm x 120 mm x 180 mm	731.00 g	1.62 dm <sup>3</sup>
4058075763456	Shipping box 4	260 mm x 170 mm x 200 mm	3161.00 g	8.84 dm <sup>3</sup>

The mentioned product code describes the smallest quantity unit which can be ordered. One shipping unit can contain one or more single products. When placing an order, for the quantity please enter single or multiples of a shipping unit.

DISCLAIMER

Subject to change without notice. Errors and omission excepted. Always make sure to use the most recent release.