

PRODUCT DATASHEET

ENDURA Classic Square UpDown Black

Endura Classic Square | Outdoor Endura Classic square with socket GU10



Areas of application

- Entrance lighting
- Patios, balconies
- Building facades

Product benefits

- High flexibility in the choice of the light source thanks to GU10 socket
- Easy and quick installation
- High-quality materials

Product features

- Die-cast aluminum housing



TECHNICAL DATA

Electrical data

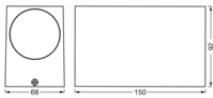
| | |
|------------------|-------------|
| Nominal voltage | 220...240 V |
| Mains frequency | 50...60 Hz |
| Protection class | I |

Photometrical data

| | |
|---------------------------------|---|
| Flickering metric (Pst LM) | - |
| Stroboscope effect metric (SVM) | - |

Dimensions & Weight

| | |
|----------------|-----------|
| Length | 68.00 mm |
| Width | 150.00 mm |
| Height | 92.00 mm |
| Product weight | 550.00 g |



ENDURA CLASSIC SQUARE
UPDOWN WT

Materials & Colors

| | |
|-----------------|----------|
| Product color | Black |
| Housing color | Black |
| Body material | Aluminum |
| Mercury content | 0.0 mg |

Application & Mounting

| | |
|--|-----------------------------|
| Ambient temperature range | -20...+40 °C |
| Type of connection | Terminal, 3-Pole (L, N, PE) |
| Type of protection | IP44 |
| Protection class IK (shock resistance) | IK04 |
| Dimmable | No |
| Mounting type | Surface |

| | |
|--------------------------|---------|
| Application environment | Outdoor |
| With light source | No |
| Replaceable light source | No |
| Holder designation | GU10 |

Certificates & Standards

| | |
|--|-----------|
| Standards | CE / UKCA |
| Luminaire with limited surface temperature, "D sign" | No |
| Ball shot safe | No |

Additional product data

| | |
|-----------------------|----------------------------|
| Product remark | Maximum bulb wattage: 35 W |
| Number of illuminants | 2 |





EQUIPMENT / ACCESSORIES

- Complete mounting and connecting accessories included
- No light sources included

Safety advice

- All electrical connections must be made by a qualified person.
- Caution, risk of electric shock.
- Product in protection class I. All electrically conductive, metallic housing parts that can absorb voltage during operation or during maintenance in the event of a fault must be continuously connected to the protective earthing conductor.

DOWNLOAD DATA

| Documents and certificates | | Document name |
|--|--|------------------------|
|  | User instruction / safety instructions | ENDURA CLASSIC SQUARE |
|  | Legal information | Legal insert I-Outdoor |
|  | Declarations of conformity | ENDURA CLASSIC |
|  | Declarations of conformity UKCA | Fixed LUM without EMC |

LOGISTICAL DATA

| Product code | Packaging unit (Pieces/Unit) | Dimensions (length x width x height) | Gross weight | Volume |
|---------------|------------------------------|--------------------------------------|--------------|-----------------------|
| 4058075763647 | Folding box 1 | 77 mm x 102 mm x 162 mm | 631.00 g | 1.27 dm ³ |
| 4058075763654 | Shipping box 6 | 245 mm x 120 mm x 352 mm | 4050.00 g | 10.35 dm ³ |

The mentioned product code describes the smallest quantity unit which can be ordered. One shipping unit can contain one or more single products. When placing an order, for the quantity please enter single or multiples of a shipping unit.

DISCLAIMER

Subject to change without notice. Errors and omission excepted. Always make sure to use the most recent release.