

# PRODUCT DATASHEET

## SF CIRC 500 V 42W 830 IP44 PS

SURFACE CIRCULAR 500 PS | Wall and ceiling luminaire with IP44 and power select (PS)



### Areas of application

- Corridors
- Stairways
- Bathrooms
- Foyers

### Product benefits

- Highly versatile due to selectable power steps (Power Select - PS) on the driver
- Indoor luminaire with high luminous efficacy
- Energy savings of up to 55 % compared to luminaires that use CFL
- Easy and quick installation
- Very homogenous light
- 5 years guarantee

### Product features

- Type of protection: IP44 (ceiling mounting), IP20 (wall mounting)
- Extended lifetime (L70/B10): up to 50,000 h (at 25°C)
- Impact resistance: IK03
- Metal housing, PMMA cover
- Ambient temperature in operation: -20...+40 °C
- Indoor use only, not suitable for outdoor use



## TECHNICAL DATA

### Electrical data

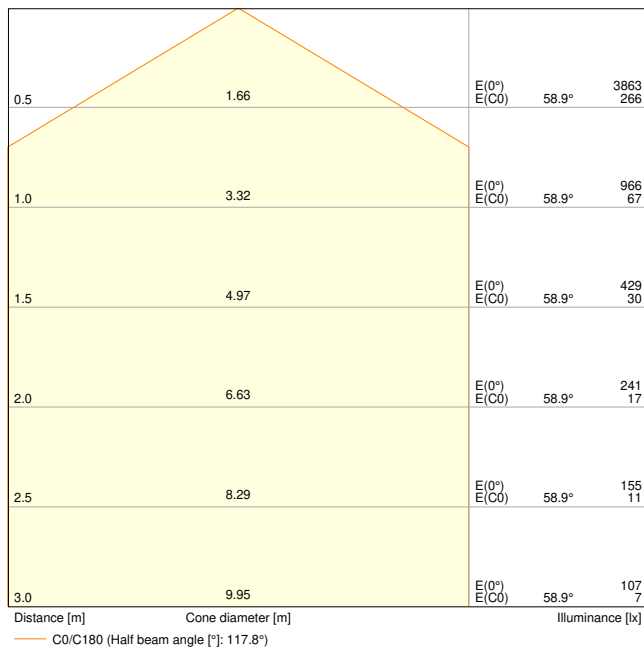
Nominal wattage	42 W / 30 W / 19 W <sup>1)</sup>
Nominal voltage	220...240 V
Mains frequency	50...60 Hz
Nominal current	180.000 mA
Inrush current	23.2 A
Inrush current time $T_{h50}$	280 $\mu$ s
Max. number of luminaires per miniature circuit breaker B16	11
Max. number of luminaires per miniature circuit breaker C10	10
Max. number of luminaires per miniature circuit breaker C16	17
Power factor $\lambda$	> 0.90
Total harmonic distortion	< 30 %
Protection class	I
Operating mode	Integrated LED driver

<sup>1)</sup> For possible options refer to lumen/power table image

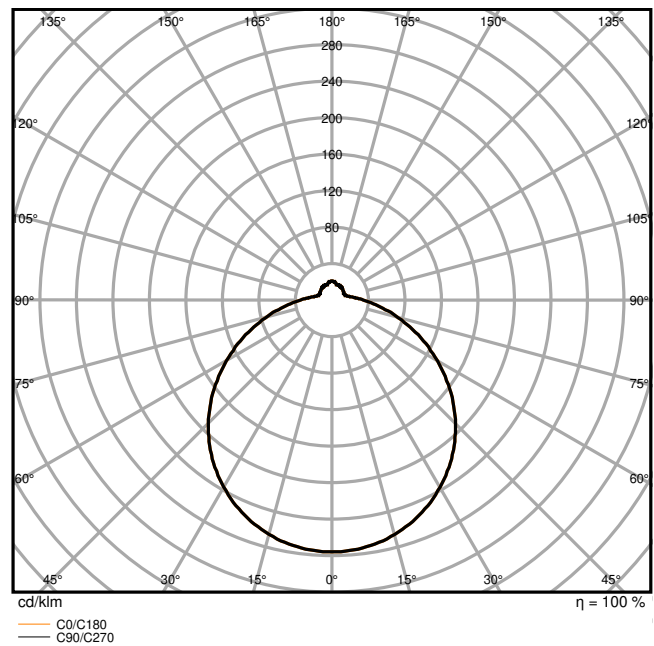
### Photometrical data

Luminous flux	3500 lm / 2500 lm / 1500 lm <sup>1)</sup>
Luminous efficacy	83 lm/W / 78 lm/W <sup>1)</sup>
Color temperature	3000 K
Light color (designation)	Warm white
Color rendering index Ra	> 80
Standard deviation of color matching	< 5 sdc <sub>m</sub>
Low flicker	Yes
Flickering metric (Pst LM)	<1
Stroboscope effect metric (SVM)	<0.4
Photobiological safety group acc. to EN62778	RG0
Beam angle	120 °

<sup>1)</sup> For possible options refer to lumen/power table image



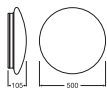
SF CIRC 500 V 42W 830 IP44 PS 3500lm



SF CIRC 500 V 42W 830 IP44 PS 3500lm

### Dimensions & Weight

Diameter	500.00 mm
Height	105.00 mm
Product weight	1150.00 g



SF CIRC 500 V 42W IP44 PS and  
SF CIRC 500 SEN V 42W IP44 PS

### Materials & Colors

Product color	White
Housing color	White
Body material	Steel
Cover material	Polymethylmethacrylate (PMMA)
Light emitting surface material	PMMA

Glow Wire Test according to IEC 60695-2-12	650 °C
Mercury content	0.0 mg

### Application & Mounting

Ambient temperature range	-20...+45 °C
Temperature range at storage	-20...+80 °C
Type of connection	Terminal, 3-pin
Type of protection	IP44
Protection class IK (shock resistance)	IK03
Dimmable	No
Mounting type	Surface
Mounting location	Ceiling / Wall
Application environment	Indoor
With light source	Yes

### Lifespan

Lifespan L70/B50 at 25 °C	50000 h <sup>1)</sup>
Lifespan L80/B10 at 25 °C	45000 h <sup>1)</sup>
Lifespan L80/B50 at 25 °C	45000 h
Lifespan L90/B10 at 25 °C	40000 h
Number of switching cycles	100000

<sup>1)</sup> t[h]: L70 / B50 @ 25 °C (Ta), t[h]: L80 / B10 @ 25 °C (Ta), t[h]: L90 / B10 @ 25 °C (Ta)

### Control gear

Output current	1000 mA
ECG - Output ripple current	< 20 %

### Certificates & Standards

Standards	CE / CB / TÜV / UKCA / EAC / EPD
Luminaire with limited surface temperature, "D sign"	No
Ball shot safe	No
EPD	LEDV-00022-V01.01-EN
Replaceable light source (EPREL)	Not replaceable

### Additional product data

Added function	MULTI SELECT
----------------	--------------














## EQUIPMENT / ACCESSORIES



- Replacement cover optional available

## Safety advice


- All electrical connections must be made by a qualified person.
- Caution, risk of electric shock.
- Product in protection class I. All electrically conductive, metallic housing parts that can absorb voltage during operation or during maintenance in the event of a fault must be continuously connected to the protective earthing conductor.

## DOWNLOAD DATA

Documents and certificates		Document name
	User instruction / safety instructions	SF CIRC 500
	Legal information	LSI SF CIRC 500 42W IP44 PS
	Legal information	Legal insert
	Legal information	Informationstext 18 Abs 4 ElektroG
	Declarations of conformity	SF CIRC 500 V
	Declarations of conformity UKCA	SF CIRC 500 V
Photometric and lighting design files		Document name
	IES file (IES)	SF CIRC 500 V 42W 830 IP44 PS 3500lm
	LDT file (Eulumdat)	SF CIRC 500 V 42W 830 IP44 PS 3500lm
	ULD file (DIALux)	SF CIRC 500 V
	ROLF file (RELUX)	SF CIRC 500 V
	UGR file (UGR table)	SF CIRC 500 V 42W 830 IP44 PS 3500lm
	Light distribution curve type cone	SF CIRC 500 V 42W 830 IP44 PS 3500lm
	Light distribution curve type polar	SF CIRC 500 V 42W 830 IP44 PS 3500lm

CAD/BIM files		Document name
	BIM Revit 3D	SURFACE CIRCULAR
	CAD STEP 3D	SF CIRC 500

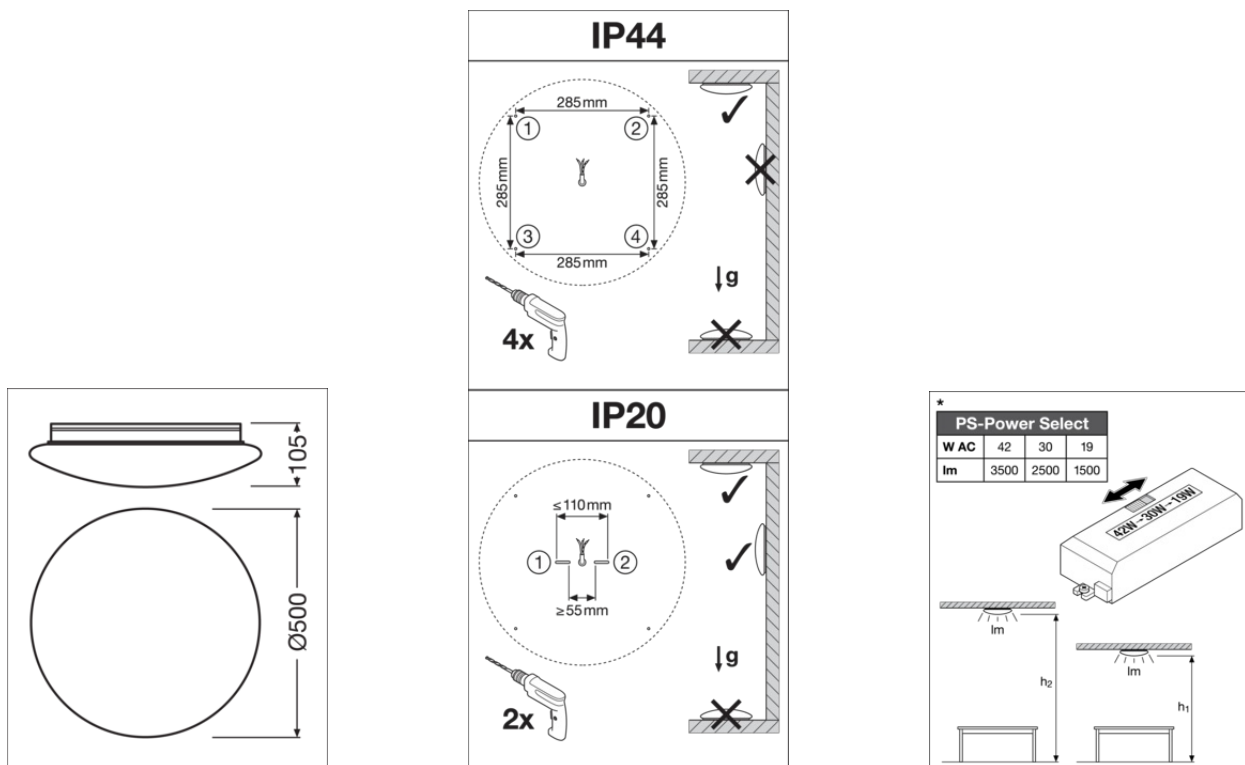
Tender texts		Document name
	Tender documents	SURFACE CIRCULAR 500 PS 42W 830 IP44 PS-EN

LOGISTICAL DATA

Product code	Packaging unit (Pieces/Unit)	Dimensions (length x width x height)	Gross weight	Volume
4099854042119	Folding box 1	112 mm x 527 mm x 534 mm	1622.00 g	31.52 dm <sup>3</sup>
4099854042126	Shipping box 5	582 mm x 547 mm x 564 mm	10149.00 g	179.55 dm <sup>3</sup>

The mentioned product code describes the smallest quantity unit which can be ordered. One shipping unit can contain one or more single products. When placing an order, for the quantity please enter single or multiples of a shipping unit.

ADDITIONAL CATALOG INFORMATION



## References / Links

– For Guarantee see [www.ledvance.com/guarantee](http://www.ledvance.com/guarantee)

---

## DISCLAIMER

Subject to change without notice. Errors and omission excepted. Always make sure to use the most recent release.