



PRODUCT DATASHEET

LED TUBE T8 EM CONNECTED P 600 mm 7.5W 840

LED TUBE T8 EM CONNECTED P | LED tube for electromagnetic control gear (CCG) works with Connected Sensors, shatterproof



Areas of application

- General illumination within ambient temperatures from -20...+50 °C
- Parking lots, warehouses, production areas
- Industry
- Offices

Product benefits

- No bending thanks to glass technology
- Shatter protection thanks to special PET coating
- Short payback period thanks to low energy consumption and maintenance costs

Product features

- Network protocol: ZigBee 3.0 (2.4 GHz mesh network)
- LED TUBE T8 EM Connected can be only operated with LEDVANCE Connected Sensor



TECHNICAL DATA

Electrical data

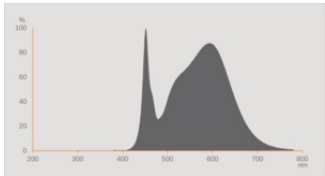
Nominal wattage	7.5 W
Construction wattage	7.50 W
Nominal voltage	220...240 V
Operating mode	CCG, AC Mains
Nominal current	38 mA
Type of current	AC
Inrush current	3 A
Suitable for DC input	Yes
Input voltage DC	186...260 V ¹⁾
Operating frequency	50/60 Hz
Mains frequency	50/60 Hz
Max. lamp number on MCB B10 A	200
Max. lamp number on MCB B10 A - CCG without compensation	200
Max. lamp number on MCB B10 A - CCG with compensation	18
Max. lamp number on MCB B16 A	320
Max. lamp number on MCB B16 A - CCG without compensation	320
Max. lamp number on MCB B16 A - CCG with compensation	30
Total harmonic distortion	< 20 %
Power factor λ	0.90

¹⁾ Permitted voltage range

Photometrical data

Luminous flux	1100 lm
Luminous efficacy	146 lm/W
Lumen main.fact.at end of nom.life time	0.70
Light color (designation)	Cool White
Color temperature	4000 K
Color rendering index Ra	80
Light color	840
Standard deviation of color matching	≤5 sdcn
Rated LLMF at 6,000 h	0.90
Flickering metric (Pst LM)	1

Stroboscope effect metric (SVM)	0.4
---------------------------------	-----



EPREL data spectral diagram PROF
LEDr 4000K

Light technical data

Beam angle	190 °
Warm-up time (60 %)	< 2.00 s
Starting time	< 0.5 s

Dimensions & Weight



Overall length	603.00 mm
Length with base excl. base pins/connection	600 mm
Diameter	28.00 mm
Tube diameter	26,5 mm
Base diameter	28 mm
Maximum diameter	28 mm
Product weight	117.00 g

Temperatures & operating conditions

Ambient temperature range	-20...+50 °C ¹⁾
Maximum temperature at tc test point	65 °C

1) Temperature surrounding the lamp - for enclosed luminaires: temperature inside of the luminaire

Lifespan

Lifespan L70/B50 at 25 °C	50000 h
---------------------------	---------

Number of switching cycles	200000
Lumen maintenance at end of service lifetime	0.70
Rated lamp survival factor at 6,000 h	≥ 0.90

Additional product data

Base (standard designation)	G13
Mercury content	0.0 mg
Mercury-free	Yes
Design / version	Frosted

Capabilities

Dimmable	Yes ¹⁾
----------	-------------------

¹⁾ Only dimmable with LEDVANCE Connected Sensor

Certificates & Standards

Energy efficiency class	D ¹⁾
Energy consumption	8.00 kWh/1000h
Type of protection	IP20
Standards	CE / UKCA
Photobiological safety group acc. to EN62778	RG0

¹⁾ Energy efficiency class (EEC) on a scale of A (highest efficiency) to G (lowest efficiency)

Country-specific categorizations

Order reference	LEDTUBE T8 EM C
-----------------	-----------------

LOGISTICAL DATA




Temperature range at storage	-20...+80 °C
------------------------------	--------------

Energy labelling regulation data acc EU 2019/2015

Lighting technology used	LED
Non-directional or directional	NDLS
Mains or non-mains	MLS
Light source cap-type (or other electric interface)	G13
Connected light source (CLS)	Yes
Color-tuneable light source	No
Envelope	No

High luminance light source	No
Anti-glare shield	No
Correlated colour temperature type	SINGLE_VALUE
Standby power	<0.5 W
Claim of equivalent power	No
Length	603.00 mm
Height	28.00 mm
Width	28.00 mm
Chromaticity coordinate x	0.382
Chromaticity coordinate y	0.,380
R9 Colour rendering index	0.00
Beam angle correspondence	SPHERE_360
Survival factor	0.9
Displacement factor	0.9
LED light source replaces a fluorescent light source	No
EPREL ID	1399434
Model number	AC46518

Accessories Mandatory











Product image	Product name	EAN
	CONNECTED SENSOR HB	4058075232983
	CONNECTED SENSOR LB	4058075232969
	CONNECTED SENSOR REMOTE CONTROL	4058075374034

Safety advice

- Not suitable for operation with electronic control gear.
- Operation in outdoor applications in suitable damp-proof luminaires possible according to data sheet and installation instruction.
- The operating temperature range of LED tube is restricted. In case of doubt regarding suitability of the application please measure T_c temperature on the product prior to installation.

- All electrical connections must be made by a qualified person.
- Disconnect mains before installation.
- Not suitable for emergency lighting.

DOWNLOAD DATA

Documents and certificates		Document name
	User instruction / safety instructions	LEDTUBE T8 EM CON P
	Legal information	Informationstext 18 Abs 4 ElektroG
	Declarations of conformity	LED TUBES T8 EM CON
	Declarations of conformity UKCA	LED TUBES T8 EM CON
Photometric and lighting design files		Document name
	IES file (IES)	LEDTUBE T8 EM CON P 600 7.5W 840 LEDV
	LDT file (Eulumdat)	LEDTUBE T8 EM CON P 600 7.5W 840 LEDV
	UGR file (UGR table)	LEDTUBE T8 EM CON P 600 7.5W 840 LEDV
	Light distribution curve type polar	LEDTUBE T8 EM CON P 600 7.5W 840 LEDV
	Spectral power distribution	EPREL data spectral diagram PROF LEDr 4000K
Tender texts		Document name
	Tender documents	LED TUBE T8 EM CONNECTED P 600 mm 7.5W 840-EN

LOGISTICAL DATA

Product code	Packaging unit (Pieces/Unit)	Dimensions (length x width x height)	Gross weight	Volume
4058075823938	Sleeve 1	695 mm x 29 mm x 29 mm	135.00 g	0.58 dm ³
4058075823945	Shipping box 10	742 mm x 210 mm x 115 mm	1779.00 g	17.92 dm ³

The mentioned product code describes the smallest quantity unit which can be ordered. One shipping unit can contain one or more single products. When placing an order, for the quantity please enter single or multiples of a shipping unit.

References / Links

– For current information see www.ledvance.com/ledtube

DISCLAIMER

Subject to change without notice. Errors and omission excepted. Always make sure to use the most recent release.