

PRODUCT DATASHEET

Lunetta Edge Sensor 3000K Black

Lunetta Edge USB A&C | Socket nightlight with USB type A and C outlet and daylight sensor



Areas of application

- Bedrooms
- Children's bedrooms
- Corridors, stairways
- Nightlight
- For indoor use only

Product benefits

- Automatically switches on and off according to the amount of available daylight
- Plug and Play due to EU Plug
- Energy-efficient thanks to LED technology

Product features

- USB A and C port with charging function
- Integrated day/night sensor
- Light color: Warm White
- Supply voltage: 220...240 V



TECHNICAL DATA

Electrical data

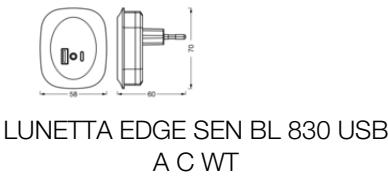
Nominal wattage	12.50 W
Nominal voltage	220...240 V
Mains frequency	50...60 Hz
Nominal current	115.000 mA
Power factor λ	> 0.4
Total harmonic distortion	< 20 %
Protection class	II
Operating mode	Mains voltage

Photometrical data

Luminous flux	9 lm
Luminous efficacy	18 lm/W
Color temperature	3000 K
Light color (designation)	Warm White
Color rendering index Ra	> 80
Standard deviation of color matching	6 sdcm
Photobiological safety group acc. to EN62778	RG1
Beam angle	180 °

Dimensions & Weight

Length	58.00 mm
Width	60.00 mm
Height	70.00 mm
Product weight	80.00 g



Materials & Colors

Product color	Black
Housing color	Black
Body material	Acrylonitrile butadiene styrene (ABS)
Cover material	Polyamide (PA) Polycarbonate (PC)
Glow Wire Test according to IEC 60695-2-12	650 °C
Mercury content	0.0 mg

Application & Mounting

Ambient temperature range	-20...+40 °C
Temperature range at storage	-20...+80 °C
Type of connection	Plug type C (EU)
Type of protection	IP20
Dimmable	No
Mounting type	Surface
Mounting location	Socket
Application environment	Indoor
With light source	Yes
Replaceable light source	No

Lifespan

Lifespan L70/B50 at 25 °C	30000 h ¹⁾
Number of switching cycles	25000

¹⁾ t[h]: L70 / B50 @ 25 °C (Ta), t[h]: L80 / B10 @ 25 °C (Ta), t[h]: L90 / B10 @ 25 °C (Ta)

Sensor

Type of sensor	Light
Detection threshold of daylight sensor	0...30 lx



Certificates & Standards

Standards	CE
Replaceable light source (EPREL)	Not replaceable

Safety advice

- This product is not a toy. It should not be left unattended in the hands of children or operated by children.
- Not designed as a replacement for conventional lighting in private household.

DOWNLOAD DATA

Documents and certificates		Document name
	Legal information	Legal Insert LUNETTA
	Declarations of conformity	CE Declaration Lunetta Edge SEN

LOGISTICAL DATA

Product code	Packaging unit (Pieces/Unit)	Dimensions (length x width x height)	Gross weight	Volume
4099854088551	Blister 1	64 mm x 140 mm x 195 mm	106.00 g	1.75 dm³
4099854088568	Shipping box 6	405 mm x 153 mm x 220 mm	866.00 g	13.63 dm³

The mentioned product code describes the smallest quantity unit which can be ordered. One shipping unit can contain one or more single products. When placing an order, for the quantity please enter single or multiples of a shipping unit.

DISCLAIMER

Subject to change without notice. Errors and omission excepted. Always make sure to use the most recent release.