

# PRODUCT DATASHEET

## LED Classic B 40 Filament DIM P 3.4W 827 Clear E27

LED CLASSIC B DIM P | Dimmable LED lamps, classic candle shape



PERFOR-  
MANCE  
CLASS

### Areas of application

- Perfect for decorative installations
- Domestic applications
- General illumination
- Outdoor use in suitable outdoor luminaires only

### Product benefits

- Design, dimensions, luminous flux comparable to an incandescent lamp
- Lower energy consumption than incandescent or halogen lamps
- Robust against vibrations
- Instant 100 % light, no warm-up time
- Can be easily fitted instead of ordinary light bulbs

### Product features

- Professional LED lamps for line voltage
- Dimmable
- Lifetime up to 15,000 h
- Beam angle: up to 300°
- Lamp made of glass
- Good quality of light; color rendering index  $R_a \geq 80$ ; constant chromaticity



TECHNICAL DATA

Electrical data

Nominal wattage	3.4 W
Construction wattage	3.40 W
Nominal voltage	220...240 V
Operating mode	AC Mains
Claimed equiv. conventional lamp power	40 W
Nominal current	25 mA
Type of current	AC
Inrush current	11.43 A
Operating frequency	50/60 Hz
Mains frequency	50/60 Hz
Max. lamp number on MCB B10 A	52
Max. lamp number on MCB B16 A	65
Total harmonic distortion	< 150 %
Power factor $\lambda$	> 0.40

Photometrical data

Luminous flux	470 lm
Luminous efficacy	138 lm/W
Lumen main.fact.at end of nom.life time	0.93
Light color (designation)	Warm White
Color temperature	2700 K
Color rendering index Ra	80
Light color	827
Standard deviation of color matching	≤6 sdc <sub>m</sub>
Flickering metric (Pst LM)	≤1.0
Stroboscope effect metric (SVM)	≤0.4

Spectral graph Classic 2700K DIM

Light technical data

Beam angle	320 °
------------	-------

Warm-up time (60 %)	ˆ 0.50 s
Starting time	< 0.5 s

Dimensions & Weight



Overall length	95.00 mm
Diameter	35.00 mm
Maximum diameter	35 mm
Product weight	18.00 g

Temperatures & operating conditions

Ambient temperature range	-20...+40 °C
Maximum temperature at tc test point	71.7 °C

Lifespan

Lifespan L70/B50 at 25 °C	15000 h
Number of switching cycles	100000
Lumen maintenance at end of service lifetime	0.93

Additional product data

Base (standard designation)	E27
Mercury content	0.0 mg
Mercury-free	Yes
Design / version	Clear
Product remark	All technical parameters apply to the entire lamp / Due to the complex production process for light-emitting diodes, the typical values shown for the technical LED parameters are purely statistical values that do not necessarily match the actual technical parameters of each individual product, which can vary from the typical value

Capabilities

Dimmable	Yes <sup>1)</sup>
----------	-------------------

1) Check dimmer compatibility at [ledvance.com/compatibility](https://www.ledvance.com/compatibility)

Certificates & Standards

Energy efficiency class	D <sup>1)</sup>
Energy consumption	4.00 kWh/1000h
Type of protection	IP20
Standards	CE / EAC / UKCA
Photobiological safety group acc. to EN62778	RG0

<sup>1)</sup> Energy efficiency class (EEC) on a scale of A (highest efficiency) to G (lowest efficiency)

### Country-specific categorizations

Order reference	LED CLB40 DIM 3
-----------------	-----------------

### LOGISTICAL DATA

Temperature range at storage	-20...+80 °C
------------------------------	--------------

### Energy labelling regulation data acc EU 2019/2015



Lighting technology used	LED
Non-directional or directional	NDLS
Mains or non-mains	MLS
Light source cap-type (or other electric interface)	E27
Connected light source (CLS)	No
Color-tuneable light source	No
Envelope	No
High luminance light source	No
Anti-glare shield	No
Correlated colour temperature type	SINGLE_VALUE
Standby power	0 W
Networked standby power for CLS	NA
Claim of equivalent power	Yes
Length	95.00 mm
Height	35.00 mm
Width	35.00 mm
Chromaticity coordinate x	0.4578
Chromaticity coordinate y	0.4101
R9 Colour rendering index	1
Beam angle correspondence	SPHERE_360
Survival factor	0.90
Displacement factor	0.7


LED light source replaces a fluorescent light source	No
EPREL ID	2162509,2369616
Model number	AC69841,AC84043

### Safety advice

- Do not touch the lamp if broken.
- Must not be used if outer bulb is defective.

### DOWNLOAD DATA

Documents and certificates		Document name
	Declarations of conformity	LED Classic lamps
	Declarations of conformity UKCA	LED Classic lamps

Photometric and lighting design files		Document name
	Spectral power distribution	Spectral graph Classic 2700K DIM

### LOGISTICAL DATA

Product code	Packaging unit (Pieces/Unit)	Dimensions (length x width x height)	Gross weight	Volume
4099854439001	Folding box 1	38 mm x 38 mm x 108 mm	26.00 g	0.16 dm <sup>3</sup>
4099854439018	Shipping box 10	198 mm x 84 mm x 119 mm	321.00 g	1.98 dm <sup>3</sup>

The mentioned product code describes the smallest quantity unit which can be ordered. One shipping unit can contain one or more single products. When placing an order, for the quantity please enter single or multiples of a shipping unit.

### References / Links

- For dimming conformity see [www.ledvance.com/dim](http://www.ledvance.com/dim)
- For Guarantee see [www.ledvance.com/guarantee](http://www.ledvance.com/guarantee)

### DISCLAIMER

Subject to change without notice. Errors and omission excepted. Always make sure to use the most recent release.