

# PRODUCT DATASHEET

## LED Classic A 60 Filament Daylight Sensor S

### 7.3W 827 Clear E27

LED CLASSIC A DAYLIGHT SENSOR S | Special lamps with daylight sensor, classic bulb shape



SUPERIOR  
CLASS

#### Areas of application

- Wherever constant lighting is necessary at night
- Outdoor use in suitable outdoor luminaires only

#### Product benefits

- Short payback period thanks to low energy consumption and maintenance costs
- Energy-saving lighting solutions thanks to automatic switch off at daylight (> 20 lux)
- Safety through automatic switch-on at darkness (< 20 lux)
- Lower energy consumption than incandescent or halogen lamps
- Easy replacement of classic lamps thanks to compact design
- Instant 100 % light, no warm-up time

#### Product features

- LED alternative to conventional lamps
- Not dimmable
- Good quality of light; color rendering index  $R_a \geq 80$ ; constant chromaticity
- The integrated light sensor detects daylight level every 10 minutes and turns on/off automatically



TECHNICAL DATA

Electrical data

|  |             |
|--|-------------|
| Nominal wattage                        | 7.3 W       |
| Construction wattage                   | 7.30 W      |
| Nominal voltage                        | 220...240 V |
| Operating mode                         | AC Mains    |
| Claimed equiv. conventional lamp power | 60 W        |
| Nominal current                        | 48 mA       |
| Type of current                        | AC          |
| Inrush current                         | 0.18 A      |
| Operating frequency                    | 50/60 Hz    |
| Mains frequency                        | 50/60 Hz    |
| Max. lamp number on MCB B10 A          | 166         |
| Max. lamp number on MCB B16 A          | 266         |
| Total harmonic distortion              | < 100 %     |
| Power factor $\lambda$                 | > 0.50      |

Photometrical data

|   |               |
|---|---------------|
| Luminous flux                           | 806 lm        |
| Luminous efficacy                       | 110 lm/W      |
| Lumen main.fact.at end of nom.life time | 0.93          |
| Light color (designation)               | Warm White    |
| Color temperature                       | 2700 K        |
| Color rendering index Ra                | 80            |
| Light color                             | 827           |
| Standard deviation of color matching    | $\leq 6$ sdcm |
| Flickering metric (Pst LM)              | $\leq 1$      |
| Stroboscope effect metric (SVM)         | $\leq 0.4$    |



EPREL data spectral diagram PROF  
LEDr 2700K

Light technical data

|                     |          |
|---------------------|----------|
| Beam angle          | 320 °    |
| Warm-up time (60 %) | < 0.50 s |
| Starting time       | < 0.5 s  |

Dimensions & Weight



|                  |           |
|------------------|-----------|
| Overall length   | 106.00 mm |
| Diameter         | 60.00 mm  |
| Maximum diameter | 60 mm     |
| Product weight   | 32.00 g   |

Temperatures & operating conditions

|                                      |              |
|--------------------------------------|--------------|
| Ambient temperature range            | -20...+40 °C |
| Maximum temperature at tc test point | 60 °C        |

Lifespan

|  |         |
|--|---------|
| Lifespan L70/B50 at 25 °C                    | 15000 h |
| Number of switching cycles                   | 100000  |
| Lumen maintenance at end of service lifetime | 0.93    |

Additional product data

|                             |  |
|-----------------------------|--|
| Base (standard designation) | E27  |
| Mercury content             | 0.0 mg   |
| Mercury-free                | Yes  |
| Design / version            | Clear  |
| Product remark              | All technical parameters apply to the entire lamp / Due to the complex production process for light-emitting diodes, the typical values shown for the technical LED parameters are purely statistical values that do not necessarily match the actual technical parameters of each individual product, which can vary from the typical value |
| Added function              | Daylight sensor  |

## Capabilities

|          |    |
|----------|----|
| Dimmable | No |
|----------|----|

## Certificates &amp; Standards

|  |                 |
|--|-----------------|
| Energy efficiency class                      | E <sup>1)</sup> |
| Energy consumption                           | 8.00 kWh/1000h  |
| Type of protection                           | IP20            |
| Standards                                    | CE / UKCA / EAC |
| Photobiological safety group acc. to EN62778 | RG0             |

<sup>1)</sup> Energy efficiency class (EEC) on a scale of A (highest efficiency) to G (lowest efficiency)

## Country-specific categorizations

|                 |                 |
|-----------------|-----------------|
| Order reference | LED CLA60DS 7.3 |
|-----------------|-----------------|

## LOGISTICAL DATA

|                              |              |
|------------------------------|--------------|
| Temperature range at storage | -20...+80 °C |
|------------------------------|--------------|

## Energy labelling regulation data acc EU 2019/2015





|   |              |
|---|--------------|
| Lighting technology used                            | LED          |
| Non-directional or directional                      | NDLS         |
| Mains or non-mains                                  | MLS          |
| Light source cap-type (or other electric interface) | E27          |
| Connected light source (CLS)                        | No           |
| Color-tuneable light source                         | No           |
| Envelope  | No           |
| High luminance light source                         | No           |
| Anti-glare shield                                   | No           |
| Correlated colour temperature type                  | SINGLE_VALUE |
| Standby power                                       | <0,5 W       |
| Networked standby power for CLS                     | NA           |
| Claim of equivalent power                           | Yes          |
| Length  | 106.00 mm    |
| Height  | 60.00 mm     |
| Width   | 60.00 mm     |
| Chromaticity coordinate x                           | 0.4578       |
| Chromaticity coordinate y                           | 0.4101       |

|  |                 |
|--|-----------------|
| R9 Colour rendering index                            | 1               |
| Beam angle correspondence                            | SPHERE_360      |
| Survival factor                                      | 0.90            |
| Displacement factor                                  | 0.5             |
| LED light source replaces a fluorescent light source | No              |
| EPREL ID   | 1206271,2162506 |
| Model number   | AC41848,AC69839 |

### Safety advice

- Do not touch the lamp if broken.
- Must not be used if outer bulb is defective.

### DOWNLOAD DATA

| Documents and certificates  |                                 | Document name                               |
|---|---------------------------------|---|
|     | Declarations of conformity      | Classic A lamp                              |
|   | Declarations of conformity      | LED Lamp                                    |
|   | Declarations of conformity UKCA | LED Lamp                                    |
| Photometric and lighting design files   |                                 | Document name                               |
|  | Spectral power distribution     | EPREL data spectral diagram PROF LEDr 2700K |

### LOGISTICAL DATA

| Product code  | Packaging unit (Pieces/Unit) | Dimensions (length x width x height) | Gross weight | Volume               |
|---------------|------------------------------|--------------------------------------|--------------|----------------------|
| 4099854048210 | Folding box<br>1             | 61 mm x 61 mm x 112 mm               | 46.00 g      | 0.42 dm <sup>3</sup> |
| 4099854048227 | Shipping box<br>10           | 315 mm x 136 mm x 126 mm             | 560.00 g     | 5.40 dm <sup>3</sup> |

The mentioned product code describes the smallest quantity unit which can be ordered. One shipping unit can contain one or more single products. When placing an order, for the quantity please enter single or multiples of a shipping unit.

### DISCLAIMER

Subject to change without notice. Errors and omission excepted. Always make sure to use the most recent release.