

PRODUCT DATASHEET

LED Classic B 60 Facility S 7.3W 840 Frosted E14

LED CLASSIC LAMPS FOR FACILITIES S | Professional LED lamps for facilities AC/DC



SUPERIOR
CLASS

Areas of application

- Public space in large-scaled buildings: staircases, corridors, emergency exits, basement
- Outdoor applications only in suitable luminaires

Product benefits

- Light for AC/DC system (AC 220 - 240 V, DC 176 - 250 V)
- High switching cycle enables long lifetime when it is connected to motion sensors
- Very long lifetime of up to 25,000 h
- Lower energy consumption than incandescent or halogen lamps

Product features

- LED lamp compatible for emergency power system
- High switching cycle with 500,000 times



TECHNICAL DATA

Electrical data

Nominal wattage	7.3 W
Construction wattage	7.30 W
Nominal voltage	220...240 V
Operating mode	AC Mains
Claimed equiv. conventional lamp power	60 W
Nominal current	59 mA
Type of current	AC/DC
Inrush current	4.78 A
Operating frequency	50/60 Hz
Mains frequency	50/60 Hz
Max. lamp number on MCB B10 A	27
Max. lamp number on MCB B16 A	30
Total harmonic distortion	130 %
Power factor λ	> 0.50

Photometrical data

Luminous flux	806 lm
Nominal useful luminous flux 90°	806 lm
Luminous efficacy	110 lm/W
Lumen main.fact.at end of nom.life time	0.96
Light color (designation)	Cool White
Color temperature	4000 K
Color rendering index Ra	80
Light color	840
Standard deviation of color matching	≤6 sdc _m
Rated LLMF at 6,000 h	0.80
Flickering metric (Pst LM)	1.0
Stroboscope effect metric (SVM)	0.4



LVK LED CLA45 4.5W CLA65 9W

Light technical data

Beam angle	200 °
Warm-up time (60 %)	< 0.50 s
Starting time	< 0.5 s

Dimensions & Weight

Overall length	107.00 mm
Diameter	37.00 mm
Maximum diameter	37 mm
Product weight	24.00 g

Temperatures & operating conditions

Ambient temperature range	-30...+50 °C
Maximum temperature at tc test point	84.3 °C

Lifespan

Lifespan L70/B50 at 25 °C	25000 h
Number of switching cycles	500000
Lumen maintenance at end of service lifetime	0.96
Rated lamp survival factor at 6,000 h	0.90

Additional product data

Base (standard designation)	E14
Mercury content	0.0 mg
Mercury-free	Yes
Design / version	Frosted

Product remark	All technical parameters apply to the entire lamp / Due to the complex production process for light-emitting diodes, the typical values shown for the technical LED parameters are purely statistical values that do not necessarily match the actual technical parameters of each individual product, which can vary from the typical value
----------------	--

Capabilities

Dimmable	No
----------	----

Certificates & Standards

Energy efficiency class	E 1)
Energy consumption	8.00 kWh/1000h
Type of protection	IP20
Standards	CE
Photobiological safety group acc. to EN62778	RG1

1) Energy efficiency class (EEC) on a scale of A (highest efficiency) to G (lowest efficiency)

Country-specific categorizations

Order reference	LED CLB60 FA 7.
-----------------	-----------------

LOGISTICAL DATA

Temperature range at storage	-20...+80 °C
------------------------------	--------------

Energy labelling regulation data acc EU 2019/2015





Lighting technology used	LED
Non-directional or directional	NDLS
Mains or non-mains	MLS
Light source cap-type (or other electric interface)	E14
Connected light source (CLS)	No
Color-tuneable light source	No
Envelope	No
High luminance light source	No
Anti-glare shield	No
Correlated colour temperature type	SINGLE_VALUE
Standby power	0.00 W
Networked standby power for CLS	0.00 W
Claim of equivalent power	Yes
Length	107.00 mm

Height	37.00 mm
Width	37.00 mm
Chromaticity coordinate x	0.382
Chromaticity coordinate y	0.380
R9 Colour rendering index	1
Beam angle correspondence	SPHERE_360
Survival factor	0.90
Displacement factor	0.50
LED light source replaces a fluorescent light source	No
EPREL ID	1412882
Model number	AC47872,AC47872

Safety advice

- Do not touch the lamp if broken.
- Must not be used if outer bulb is defective.

DOWNLOAD DATA

Documents and certificates		Document name
	Addon technical information	INOTEC compatibility Facility CLASSIC B60W 7.3W_EN
	Addon technical information	INOTEC LED CLB60 Facility lamp 7.3W E14_DE
	Declarations of conformity	Classic B Facility lamp non dim E17 FR
Photometric and lighting design files		Document name
	Spectral power distribution	LVK LED CLA45 4.5W CLA65 9W

LOGISTICAL DATA

Product code	Packaging unit (Pieces/Unit)	Dimensions (length x width x height)	Gross weight	Volume
4099854086366	Folding box 1	38 mm x 38 mm x 112 mm	33.00 g	0.16 dm ³
4099854086373	Shipping box 10	205 mm x 87 mm x 123 mm	378.00 g	2.19 dm ³

The mentioned product code describes the smallest quantity unit which can be ordered. One shipping unit can contain one or more single products. When placing an order, for the quantity please enter single or multiples of a shipping unit.

References / Links

- For dimming conformity see www.ledvance.com/dim
 - For Guarantee see www.ledvance.com/guarantee
-

DISCLAIMER

Subject to change without notice. Errors and omission excepted. Always make sure to use the most recent release.