

PRODUCT DATASHEET

LED CCT SELECTABLE CLA 12 W/3000 K / 4500 K / 6500 K E27 DIM

LED PERFORMANCE LAMPS WITH CLASSIC BULBS TRI CCT | LED lamps with classic shape and TruWave



Areas of application

- Domestic applications
- General illumination
- Outdoor applications only in suitable luminaires

Product benefits

- TRI Colour 3000K/4500K/6500K
- LED lamps with innovative TruWave Technology™
- Support sleep/wake cycle thanks mimic of the natural light spectrum
- The balanced blue light spectrum can support attention, reaction time and mood
- Low energy consumption

Product features

- Color rendering index R_a : ≥ 80
- Lifetime up to 15,000 h
- Mercury-free lamps



TECHNICAL DATA

Electrical data

Nominal wattage	12 W
Construction wattage	12.00 W
Nominal voltage	220...240 V
Claimed equiv. conventional lamp power	90 W
Nominal current	60 mA
Type of current	AC
Operating frequency	50/60 Hz
Mains frequency	50/60 Hz
Power factor λ	> 0.70

Photometrical data

Luminous flux	1200 lm
Nominal useful luminous flux 90°	1200 lm
Luminous efficacy	100 lm/W
Lumen main.fact.at end of nom.life time	0.70
Color temperature	3000 K / 4500 K / 6500 K
Color rendering index Ra	> 80
Light color	830/845/865
Standard deviation of color matching	≤6 sdc _m

Light technical data

Beam angle	150 °
Starting time	< 0.5 s

Dimensions & Weight

Overall length	109.00 mm
Diameter	60.00 mm
Maximum diameter	60 mm
Product weight	55.00 g

Temperatures & operating conditions

Ambient temperature range	-20...+40 °C
---------------------------	--------------

Lifespan

Number of switching cycles	100000
----------------------------	--------

Additional product data

Base (standard designation)	E27
Mercury content	0.0 mg

Capabilities

Dimmable	Yes
----------	-----

Certificates & Standards

Type of protection	IP20
Standards	CB
Photobiological safety group acc. to EN62778	RG1




Country-specific categorizations

Order reference	LPCLAD 12W/830/
-----------------	-----------------

Energy labelling regulation data acc EU 2019/2015

Light source cap-type (or other electric interface)	E27
Length	109.00 mm
Height	60.00 mm
Width	60.00 mm

DOWNLOAD DATA

Photometric and lighting design files		Document name
	IES file (IES)	LPCLAD 12W 830845865 240V-3000K
	LDT file (Eulumdat)	LPCLAD 12W 830845865 240V-3000K
	Light distribution curve type polar	LPCLAD 12W 830845865 240V-3000K

LOGISTICAL DATA

Product code	Packaging unit (Pieces/Unit)	Dimensions (length x width x height)	Gross weight	Volume
4099854082009	Folding box 1	62 mm x 62 mm x 113 mm	76.00 g	0.43 dm ³
4099854082016	Shipping box 10	326 mm x 135 mm x 132 mm	857.00 g	5.81 dm ³

The mentioned product code describes the smallest quantity unit which can be ordered. One shipping unit can contain one or more single products. When placing an order, for the quantity please enter single or multiples of a shipping unit.

DISCLAIMER

Subject to change without notice. Errors and omission excepted. Always make sure to use the most recent release.