

# PRODUCT DATASHEET

## Damp proof Essential Extrusion 50W 1500mm 840

Essentials Damp Proof Integrated Extrusion | Essential Damp Proof luminaires with integrated LED module made of extrusion technology

---

### Areas of application

- Basements, garages, warehouses



---

### Product benefits

- Easy installation
- Suitable for use in dusty and damp outdoor locations thanks to high IP rating

---

### Product features

- Robust damp-proof luminaire made from the same mold
- Easy connectable cable gland



## TECHNICAL DATA

### Electrical data

Nominal wattage	50.00 W
Nominal voltage	220...240 V
Mains frequency	50...60 Hz
Nominal current	230.000 mA
Inrush current	14 A
Inrush current time $T_{h50}$	103 $\mu$ s
Max. number of luminaires per miniature circuit breaker B16	47
Max. number of luminaires per miniature circuit breaker C10	34
Max. number of luminaires per miniature circuit breaker C16	55
Power factor $\lambda$	$\geq 0.90$
Total harmonic distortion	< 20 %
Protection class	II
Operating mode	Integrated LED driver

### Photometrical data

Luminous flux	6000 lm
Total luminous flux of contained light sources	6800 lm
Luminous efficacy	120 lm/W
Color temperature	4000 K
Light color (designation)	Cool White
Color rendering index Ra	> 80
Standard deviation of color matching	5 sdc <sub>m</sub>
Flickering metric (Pst LM)	<1
Stroboscope effect metric (SVM)	<0.4
Photobiological safety group acc. to EN62778	RG0
Beam angle	140 °

### Dimensions & Weight

Length	1540.00 mm
Width	36.70 mm
Height	47.70 mm
Product weight	444.00 g



DP ESSENTIAL EXTRUSION  
150CM 50W840

Materials & Colors

Product color	White
Housing color	White
Body material	Polycarbonate (PC)
Cover material	Polycarbonate (PC)
Glow Wire Test according to IEC 60695-2-12	650 °C

Application & Mounting

Ambient temperature range	-20...+40 °C
Temperature range at storage	-20...+80 °C
Type of connection	Cable, 2-pole
Type of protection	IP65
Protection class IK (shock resistance)	IK08
Dimmable	No
Mounting type	Surface
Mounting location	Ceiling
With light source	Yes
Replaceable light source	No

Lifespan

Lifespan L70/B50 at 25 °C	30000 h <sup>1)</sup>
Number of switching cycles	15000

<sup>1)</sup> t[h]: L70 / B50 @ 25 °C (Ta), t[h]: L80 / B10 @ 25 °C (Ta), t[h]: L90 / B10 @ 25 °C (Ta)

Certificates & Standards

Standards	CE / UKCA
Luminaire with limited surface temperature, "D sign"	No
Ball shot safe	No
Replaceable light source (EPREL)	Not replaceable

Additional product data

Number of illuminants

Not relevant





## EQUIPMENT / ACCESSORIES

- All required accessories included

## Safety advice

- All electrical connections must be made by a qualified person.
- Caution, risk of electric shock.

## DOWNLOAD DATA

Documents and certificates		Document name
	User instruction / safety instructions	DP ESSENTIAL EXTRUSION 60/120/150CM 840
	Legal information	DP ESSENTIAL EXTRUSION 60/120/150CM 840
	Declarations of conformity	DP ESSENTIAL EXTRUSION 840
	Declarations of conformity UKCA	DP ESSENTIAL EXTRUSION 840

## LOGISTICAL DATA

Product code	Packaging unit (Pieces/Unit)	Dimensions (length x width x height)	Gross weight	Volume
4099854287893	Folding box 1	42 mm x 54 mm x 1,547 mm	461.00 g	3.51 dm <sup>3</sup>
4099854287909	Shipping box 6	1,575 mm x 135 mm x 120 mm	3459.00 g	25.52 dm <sup>3</sup>

The mentioned product code describes the smallest quantity unit which can be ordered. One shipping unit can contain one or more single products. When placing an order, for the quantity please enter single or multiples of a shipping unit.

## DISCLAIMER

Subject to change without notice. Errors and omission excepted. Always make sure to use the most recent release.