

PRODUCT DATASHEET

HB P 75W 840 110DEG IP66 PS

HIGH BAY GEN 5 | High-bay luminaires up to 181 lm/W and attractive UGR



Areas of application

- Replacement for high bay luminaires with mercury vapor or metal halide lamps
- Warehouses, logistic halls
- Industry
- High ceiling (e.g. in shopping malls, airports, commercial buildings, lobbies)

Product benefits

- Highly versatile due to selectable power steps (Multi Lumen) on the housing
- Improved UGR compared to previous generations, down to $UGR \leq 19$ (<150W, 70°) in combination with reflector
- High luminous efficacy
- Energy savings of up to 70 % compared to conventional high bay luminaires
- Optimized weight and size due to compact design

Product features

- Multi Lumen function: power steps selectable
- Different luminous flux and beam angle for mounting heights of ~ 6 m to 18 m in 4000 K or 6500 K
- 0-10 V dimmable
- Lifetime (L80/B10): up to 100,000 h (at 35 °C)



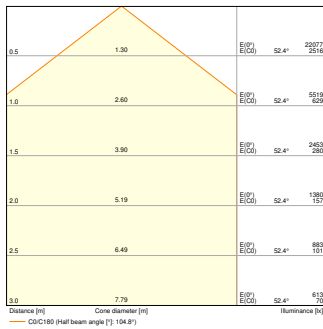
TECHNICAL DATA

Electrical data

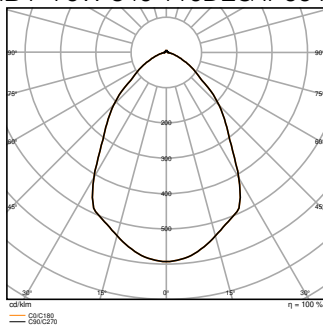
Nominal wattage	75 W / 53 W
Nominal voltage	220...240 V
Mains frequency	50...60 Hz
Nominal current	335...240 mA
Inrush current	14 A
Inrush current time T_{h50}	324 μ s
Max. number of luminaires per miniature circuit breaker B16	15
Max. number of luminaires per miniature circuit breaker C10	12
Max. number of luminaires per miniature circuit breaker C16	19
Power factor λ	> 0.95
Total harmonic distortion	< 15 %
Protection class	I
Operating mode	Integrated LED driver
Dimming interface	0-10V

Photometrical data

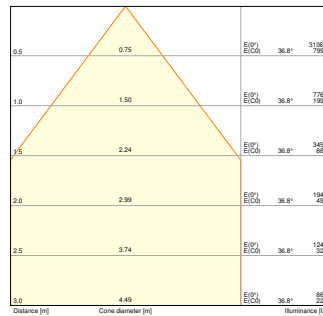
Luminous flux	13500 lm / 9540 lm
Luminous efficacy	180 lm/W
Color temperature	4000 K
Light color (designation)	Cool White
Color rendering index Ra	≥ 80
Standard deviation of color matching	≤ 4 sdc _m
Low flicker	Yes
Flickering metric (Pst LM)	<1
Stroboscope effect metric (SVM)	<0,4
Photobiological safety group acc. to EN62778	RG1
Beam angle	110 °



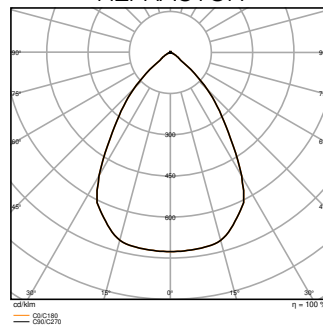
HB P 75W 840 110DEG IP66 PS



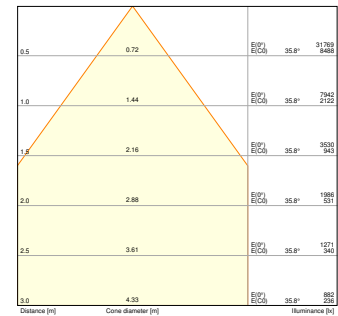
HB P 75W 840 110DEG IP66 PS - REFRACTOR



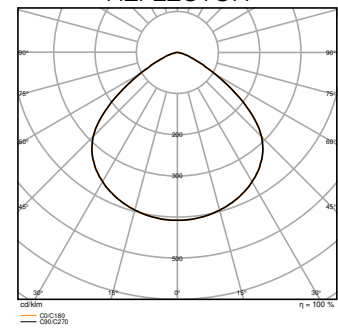
HB P 75W 840 110DEG IP66 PS - REFLECTOR



HB P 75W 840 110DEG IP66 PS - REFLECTOR



HB P 75W 840 110DEG IP66 PS - REFLECTOR



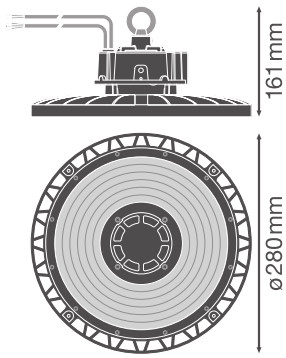
HB P 75W 840 110DEG IP66 PS set to 53W

Adjustable attributes

Adjustable attributes_beam angle	Array / Array
----------------------------------	---------------

Dimensions & Weight

Diameter	280.00 mm
Height	161.00 mm
Product weight	2600.00 g
Cable length	1500 mm



HB P

Materials & Colors

Product color	Black
Housing color	Black
Body material	Aluminum
Cover material	Polycarbonate (PC)
Glow Wire Test according to IEC 60695-2-12	850 °C
Mercury content	0.0 mg

Application & Mounting

Ambient temperature range	-30...+50 °C
Temperature range at storage	-40...+80 °C
Type of connection	Cable, 3-pole
Type of protection	IP66
Protection class IK (shock resistance)	IK10
Dimmable	Yes
Mounting type	Surface/Suspended
Mounting location	Ceiling / Wall
Application environment	Indoor
With light source	Yes

Lifespan

Lifespan L70/B50 at 25 °C	120000 h ¹⁾
Lifespan L80/B10 at 25 °C	100000 h ¹⁾

Lifespan L80/B50 at 25 °C	100000 h
Lifespan L90/B10 at 25 °C	49000 h
Number of switching cycles	200000

1) t[h]: L70 / B50 @ 25 °C (Ta), t[h]: L80 / B10 @ 25 °C (Ta), t[h]: L90 / B10 @ 25 °C (Ta)

Control gear

Output current	305 mA
ECG - Output ripple current	< 5 %




Certificates & Standards

Standards	CE / UKCA / EAC / CB / ENEC / TÜV SÜD / EPD
Luminaire with limited surface temperature, "D sign"	Yes
Ball shot safe	No
EPD	LEDV-00032-V01.01-EN
Replaceable light source (EPREL)	Not replaceable

Additional product data

Added function	MULTI SELECT
----------------	--------------

Accessories Optional








Product image	Product name	EAN
	HB BRACKET 138	4058075844643
	HB ALU REFLECTOR 415	4058075844568
	HB PC REFRACTOR 415	4058075844605



EQUIPMENT / ACCESSORIES


- Mounting hook included
- Mounting brackets, reflectors and refractors available as separate accessory

DOWNLOAD DATA

Documents and certificates		Document name
	User instruction / safety instructions	HB ACC UI
	Legal information	HB P
	Legal information	Informationstext 18 Abs 4 ElektroG
	Legal information	Safety Insert G11205496
	Declarations of conformity	HIGHBAY P
	Declarations of conformity UKCA	HIGHBAY P
	Certificates	ENEC HIGHBAY P ON_OFF
Photometric and lighting design files		Document name
	IES file (IES)	HB P 75W 840 110DEG IP66 PS - REFLECTOR
	IES file (IES)	HB P 75W 840 110DEG IP66 PS - REFRACTOR
	IES file (IES)	HB P 75W 840 110DEG IP66 PS set to 53W
	LDT file (Eulumdat)	HB P 75W 840 110DEG IP66 PS
	LDT file (Eulumdat)	HB P 75W 840 110DEG IP66 PS - REFRACTOR
	LDT file (Eulumdat)	HB P 75W 840 110DEG IP66 PS - REFLECTOR
	ULD file (DIALux)	HB P 75W 840 110DEG IP66
	ROLF file (RELUX)	HB P 75W 840 110DEG
	UGR file (UGR table)	HB P 75W 840 110DEG IP66 PS - REFRACTOR
	UGR file (UGR table)	HB P 75W 840 110DEG IP66 PS - REFLECTOR

Photometric and lighting design files		Document name
	UGR file (UGR table)	HB P 75W 840 110DEG IP66 PS set to 53W
	Light distribution curve type cone	HB P 75W 840 110DEG IP66 PS
	Light distribution curve type cone	HB P 75W 840 110DEG IP66 PS - REFRACTOR
	Light distribution curve type cone	HB P 75W 840 110DEG IP66 PS - REFLECTOR
	Light distribution curve type polar	HB P 75W 840 110DEG IP66 PS - REFRACTOR
	Light distribution curve type polar	HB P 75W 840 110DEG IP66 PS - REFLECTOR
	Light distribution curve type polar	HB P 75W 840 110DEG IP66 PS set to 53W

CAD/BIM files		Document name
	BIM Revit 3D	High Bay G5
	CAD STEP 3D	HB G5 75W

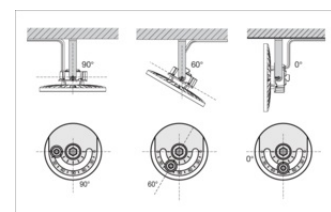
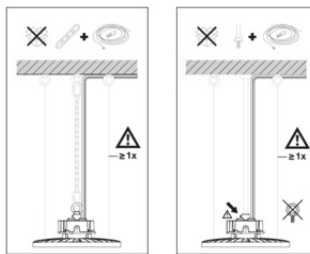
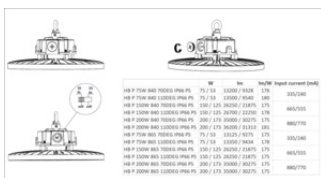
Tender texts		Document name
	Tender documents	HIGH BAY GEN 5 75W 840 110DEG IP66 PS-EN

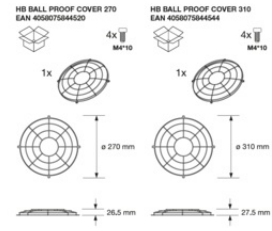
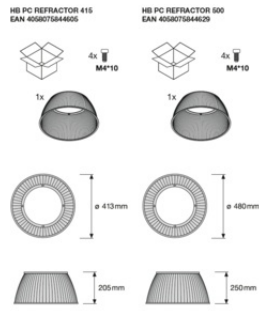
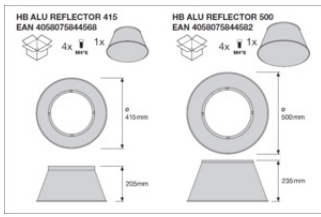
LOGISTICAL DATA

Product code	Packaging unit (Pieces/Unit)	Dimensions (length x width x height)	Gross weight	Volume
4058075844292	Shipping box 1	328 mm x 328 mm x 172 mm	3208.00 g	18.50 dm ³

The mentioned product code describes the smallest quantity unit which can be ordered. One shipping unit can contain one or more single products. When placing an order, for the quantity please enter single or multiples of a shipping unit.

ADDITIONAL CATALOG INFORMATION





References / Links

- For Guarantee see www.ledvance.com/guarantee

DISCLAIMER

Subject to change without notice. Errors and omission excepted. Always make sure to use the most recent release.