

# PRODUCT DATASHEET

## Worklight Battery Power for all Alliance 15W 840 Black

WORKLIGHT BATTERY 18V POWER FOR ALL ALLIANCE | Battery worklights compatible with BOSCH 18V Power for all Alliance accu



### Areas of application

- Renovation
- Garages
- Basement
- Workshops

### Product benefits

- High Quality Worklight compatible with 18V Power for All Alliance Accu by BOSCH
- Worklight fits to the 18V accu platform that includes many devices from many different brands from the DIY category

### Product features

- Worklight with swiveling head
- Click-DIM version: dimmable in three steps by repeated switching



TECHNICAL DATA

Electrical data

|                  |            |
|------------------|------------|
| Nominal wattage  | 15.00 W    |
| Nominal voltage  | 18 V       |
| Nominal current  | 830.000 mA |
| Protection class | III        |
| Operating mode   | Battery    |

Photometrical data

|  |                      |
|--|----------------------|
| Luminous flux                                | 1300 lm              |
| Luminous efficacy                            | 86 lm/W              |
| Color temperature                            | 6500 K               |
| Light color (designation)                    | Cool Daylight        |
| Color rendering index Ra                     | ≥80                  |
| Standard deviation of color matching         | < 6 sdc <sub>m</sub> |
| Luminous intensity                           | 650 cd               |
| Flickering metric (Pst LM)                   | <1                   |
| Stroboscope effect metric (SVM)              | <0.9                 |
| Photobiological safety group acc. to EN62778 | RG1                  |
| Beam angle                                   | 100 °                |

Dimensions & Weight

|                |           |
|----------------|-----------|
| Length         | 200.00 mm |
| Width          | 195.00 mm |
| Height         | 236.00 mm |
| Product weight | 1080.00 g |

Materials & Colors

|  |                                       |
|--|---------------------------------------|
| Product color                              | Black                                 |
| Housing color                              | Black                                 |
| Body material                              | Aluminum                              |
| Cover material                             | Acrylonitrile butadiene styrene (ABS) |
| Glow Wire Test according to IEC 60695-2-12 | 650 °C                                |
| Mercury content                            | 0.0 mg                                |

Application & Mounting

|  |              |
|--|--------------|
| Ambient temperature range              | -10...+40 °C |
| Temperature range at storage           | -20...+60 °C |
| Type of protection                     | IP20         |
| Protection class IK (shock resistance) | IK06         |
| Dimmable                               | Yes          |
| Mounting type                          | Surface      |
| Application environment                | Indoor       |
| With light source                      | Yes          |
| Replaceable light source               | No           |

Lifespan

|                            |                       |
|----------------------------|-----------------------|
| Lifespan L70/B50 at 25 °C  | 15000 h <sup>1)</sup> |
| Number of switching cycles | 7500                  |

1) t[h]: L70 / B50 @ 25 °C (Ta), t[h]: L80 / B10 @ 25 °C (Ta), t[h]: L90 / B10 @ 25 °C (Ta)




Certificates & Standards

|  |                 |
|--|-----------------|
| Standards  | CE / UKCA       |
| Luminaire with limited surface temperature, "D sign" | No              |
| Replaceable light source (EPREL)                     | Not replaceable |

Safety advice

- To reduce the risk of strangulation the flexible wiring connected to this luminaire shall be effectively fixed to the wall if the wiring is within arm's reach.

DOWNLOAD DATA

| Documents and certificates   |  | Document name                       |
|--|--|-------------------------------------|
|  | User instruction / safety instructions | WORKLIGHT BAT 15W 865 DIM POWER4ALL |
|  | Legal information                      | WORKLIGHT BAT 15W 865 DIM POWER4ALL |
|  | Declarations of conformity             | WORKLIGHT BATTERY LUM               |

LOGISTICAL DATA

| Product code  | Packaging unit (Pieces/Unit) | Dimensions (length x width x height) | Gross weight | Volume                |
|---------------|------------------------------|--------------------------------------|--------------|-----------------------|
| 4058075843226 | Folding box<br>1             | 222 mm x 184 mm x 191 mm             | 1231.00 g    | 7.80 dm <sup>3</sup>  |
| 4058075843233 | Shipping box<br>4            | 456 mm x 385 mm x 216 mm             | 5770.00 g    | 37.92 dm <sup>3</sup> |

The mentioned product code describes the smallest quantity unit which can be ordered. One shipping unit can contain one or more single products. When placing an order, for the quantity please enter single or multiples of a shipping unit.

DISCLAIMER

Subject to change without notice. Errors and omission excepted. Always make sure to use the most recent release.