

PRODUCT DATASHEET

ST8E-EM 8 W/3000 K 600 mm

LED TUBE T8 ENTRY EM | LED tubes for electromagnetic control gear (CCG)



Product benefits

- No bending thanks to glass technology
- Quick, simple and safe replacement without rewiring
- Energy savings of up to 65 % (compared to T8 fluorescent lamp on CCG)
- Instant-on light, therefore ideally suitable in combination with sensor technology
- Also suitable for operation at low temperatures

Product features

- T8 LED tube made of glass with G13 base
- Mercury-free and RoHS compliant
- Type of protection: IP20



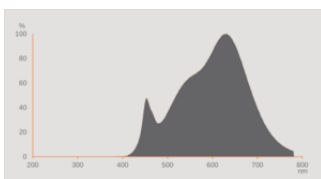
TECHNICAL DATA

Electrical data

Nominal wattage	8 W
Construction wattage	8.00 W
Nominal voltage	220...240 V
Nominal current	65 mA
Type of current	AC
Total harmonic distortion	< 30 %
Power factor λ	0.50

Photometrical data

Luminous flux	810 lm
Luminous efficacy	101 lm/W
Lumen main.fact.at end of nom.life time	0.70
Light color (designation)	Warm White
Color temperature	3000 K
Color rendering index Ra	> 80
Light color	830
Standard deviation of color matching	≤ 6 sdc _m
Flickering metric (Pst LM)	1
Stroboscope effect metric (SVM)	0.4



LISO spectral power distribution
3000K CRI80 v1

Light technical data

Beam angle	360 °
------------	-------

Dimensions & Weight

Overall length	600.00 mm
----------------	-----------

Diameter	26.90 mm
Product weight	100.00 g

Lifespan

Lifespan L70/B50 at 25 °C	30000 h
Number of switching cycles	50000

Additional product data

Base (standard designation)	G13
Mercury-free	Yes
Design / version	Frosted

Capabilities

Dimmable	No
----------	----

Certificates & Standards

Energy efficiency class	F
Energy consumption	8.00 kWh/1000h
Type of protection	IP20
Photobiological safety group acc. to EN62778	RG1

Country-specific categorizations

Order reference	ST8E-0.6M 8W/83
-----------------	-----------------

Energy labelling regulation data acc EU 2019/2015


Lighting technology used	LED
Non-directional or directional	NDLS
Mains or non-mains	MLS
Light source cap-type (or other electric interface)	G13
Connected light source (CLS)	No
Color-tuneable light source	No
Envelope	No
High luminance light source	No
Anti-glare shield	No
Correlated colour temperature type	SINGLE_VALUE
Standby power	0 W
Networked standby power for CLS	0 W
Claim of equivalent power	Yes


Length	600.00 mm
Height	26.90 mm
Width	26.90 mm
Chromaticity coordinate x	0,434
Chromaticity coordinate y	0,403
R9 Colour rendering index	> 0
Beam angle correspondence	SPHERE_360
Survival factor	0.9
Displacement factor	0.7
LED light source replaces a fluorescent light source	Yes
EPREL ID	2076163
Model number	AC66701,AC66701

Safety advice

- Not suitable for operation with electronic control gear.
- Operation in outdoor applications in suitable damp-proof luminaires possible according to data sheet and installation instruction.

DOWNLOAD DATA

Documents and certificates		Document name
	Declarations of conformity	LED tube

Photometric and lighting design files		Document name
	Spectral power distribution	LISO spectral power distribution 3000K CRI80 v1

LOGISTICAL DATA

Product code	Packaging unit (Pieces/Unit)	Dimensions (length x width x height)	Gross weight	Volume
4099854391712	Sleeve 1	655 mm x 28 mm x 28 mm	119.00 g	0.52 dm ³
4099854391729	Shipping box 25	710 mm x 155 mm x 165 mm	3481.00 g	18.16 dm ³

The mentioned product code describes the smallest quantity unit which can be ordered. One shipping unit can contain one or more single products. When placing an order, for the quantity please enter single or multiples of a shipping unit.

References / Links

– For current information see www.ledvance.com/substitute

Legal advice

– When used to replace a T8 fluorescent lamp the total energy efficiency and light distribution depends on the design of the lighting system.

DISCLAIMER

Subject to change without notice. Errors and omission excepted. Always make sure to use the most recent release.