

PRODUCT DATASHEET

ST8E-EM 16 W/3000 K 1200 mm

LED TUBE T8 ENTRY EM | LED tubes for electromagnetic control gear (CCG)



Product benefits

- No bending thanks to glass technology
- Quick, simple and safe replacement without rewiring
- Energy savings of up to 65 % (compared to T8 fluorescent lamp on CCG)
- Instant-on light, therefore ideally suitable in combination with sensor technology
- Also suitable for operation at low temperatures

Product features

- T8 LED tube made of glass with G13 base
- Mercury-free and RoHS compliant
- Type of protection: IP20



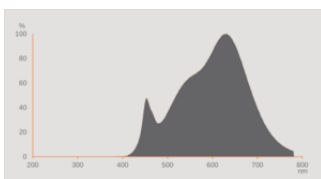
TECHNICAL DATA

Electrical data

| | |
|---------------------------|-------------|
| Nominal wattage | 16 W |
| Construction wattage | 16.00 W |
| Nominal voltage | 220...240 V |
| Nominal current | 130 mA |
| Type of current | AC |
| Total harmonic distortion | < 30 % |
| Power factor λ | 0.50 |

Photometrical data

| | |
|---|---------------------------|
| Luminous flux | 1620 lm |
| Luminous efficacy | 101 lm/W |
| Lumen main.fact.at end of nom.life time | 0.70 |
| Light color (designation) | Warm White |
| Color temperature | 3000 K |
| Color rendering index Ra | > 80 |
| Light color | 830 |
| Standard deviation of color matching | ≤ 6 sdc _m |
| Flickering metric (Pst LM) | 1 |
| Stroboscope effect metric (SVM) | 0.4 |



LISO spectral power distribution
3000K CRI80 v1

Light technical data

| | |
|------------|-------|
| Beam angle | 360 ° |
|------------|-------|

Dimensions & Weight

| | |
|----------------|------------|
| Overall length | 1200.00 mm |
|----------------|------------|

| | |
|----------------|----------|
| Diameter | 26.90 mm |
| Product weight | 190.00 g |

Lifespan

| | |
|----------------------------|---------|
| Lifespan L70/B50 at 25 °C | 30000 h |
| Number of switching cycles | 50000 |

Additional product data

| | |
|-----------------------------|---------|
| Base (standard designation) | G13 |
| Mercury-free | Yes |
| Design / version | Frosted |

Capabilities

| | |
|----------|----|
| Dimmable | No |
|----------|----|

Certificates & Standards

| | |
|--|-----------------|
| Energy efficiency class | F |
| Energy consumption | 16.00 kWh/1000h |
| Type of protection | IP20 |
| Photobiological safety group acc. to EN62778 | RG1 |

Country-specific categorizations

| | |
|-----------------|-----------------|
| Order reference | ST8E-1.2M 16W/8 |
|-----------------|-----------------|

Energy labelling regulation data acc EU 2019/2015


| | |
|---|--------------|
| Lighting technology used | LED |
| Non-directional or directional | NDLS |
| Mains or non-mains | MLS |
| Light source cap-type (or other electric interface) | G13 |
| Connected light source (CLS) | No |
| Color-tuneable light source | No |
| Envelope | No |
| High luminance light source | No |
| Anti-glare shield | No |
| Correlated colour temperature type | SINGLE_VALUE |
| Standby power | 0 W |
| Networked standby power for CLS | 0 W |
| Claim of equivalent power | Yes |


| | |
|--|-----------------|
| Length | 1200.00 mm |
| Height | 26.90 mm |
| Width | 26.90 mm |
| Chromaticity coordinate x | 0,434 |
| Chromaticity coordinate y | 0,403 |
| R9 Colour rendering index | > 0 |
| Beam angle correspondence | SPHERE_360 |
| Survival factor | 0.9 |
| Displacement factor | 0.7 |
| LED light source replaces a fluorescent light source | Yes |
| EPREL ID | 2076162 |
| Model number | AC66704,AC66704 |

Safety advice

- Not suitable for operation with electronic control gear.
- Operation in outdoor applications in suitable damp-proof luminaires possible according to data sheet and installation instruction.

DOWNLOAD DATA

| Documents and certificates | | Document name |
|--|----------------------------|---------------|
|  | Declarations of conformity | LED tube |

| Photometric and lighting design files | | Document name |
|---|-----------------------------|---|
|  | Spectral power distribution | LISO spectral power distribution 3000K CRI80 v1 |

LOGISTICAL DATA

| Product code | Packaging unit (Pieces/Unit) | Dimensions (length x width x height) | Gross weight | Volume |
|---------------|------------------------------|--------------------------------------|--------------|-----------------------|
| 4099854391873 | Sleeve 1 | 1,255 mm x 28 mm x 28 mm | 209.00 g | 1.01 dm ³ |
| 4099854391880 | Shipping box 25 | 1,310 mm x 155 mm x 165 mm | 6039.00 g | 33.50 dm ³ |

The mentioned product code describes the smallest quantity unit which can be ordered. One shipping unit can contain one or more single products. When placing an order, for the quantity please enter single or multiples of a shipping unit.

References / Links

– For current information see www.ledvance.com/substitute

Legal advice

– When used to replace a T8 fluorescent lamp the total energy efficiency and light distribution depends on the design of the lighting system.

DISCLAIMER

Subject to change without notice. Errors and omission excepted. Always make sure to use the most recent release.