

PRODUCT DATASHEET

LN MR 600 P 11W MS 840

LINEAR MR | Mirror light with Multi Select function and up to 130 lm/W



Areas of application

- Sanitary areas
- Bathrooms (IP44)
- Direct replacement for luminaires with incandescent or fluorescent lamps

Product benefits

- Highly versatile due to selectable CCT and power steps (Multi Color / Multi Lumen) on the driver
- High color consistency with SDCM 3
- Tool-free electrical connection due to push button connector
- Toolless assembly of the luminaire

Product features

- Wall-mounted luminaire with direct light emission
- Type of protection: IP44
- Impact resistance: IK08
- White painted metal housing (like RAL: 9003)
- Through-wiring possible
- Lifetime (L80/B10): up to 75,000 h (at 25 °C)
- Diffusor and end cap material: Polycarbonate (PC)
- Luminaire length: 560 mm
- High luminous efficacy: up to 130 lm/W



TECHNICAL DATA

Electrical data

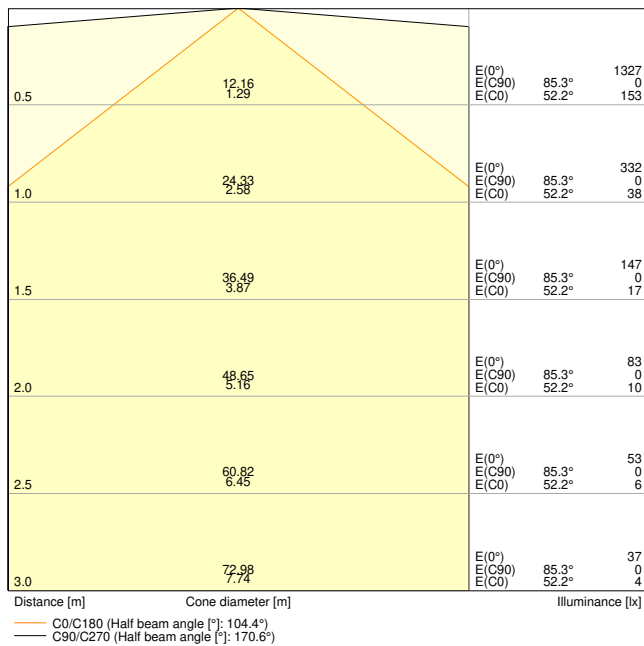
Nominal wattage	11 W / 8 W / 6 W
Nominal voltage	220...240 V
Mains frequency	50...60 Hz
Nominal current	290...210...150 mA
Inrush current	12 A
Inrush current time T_{h50}	120 μ s
Max. number of luminaires per miniature circuit breaker B16	52
Max. number of luminaires per miniature circuit breaker C10	39
Max. number of luminaires per miniature circuit breaker C16	62
Power factor λ	> 0.90
Total harmonic distortion	< 30 %
Protection class	I
Operating mode	Integrated LED driver

Photometrical data

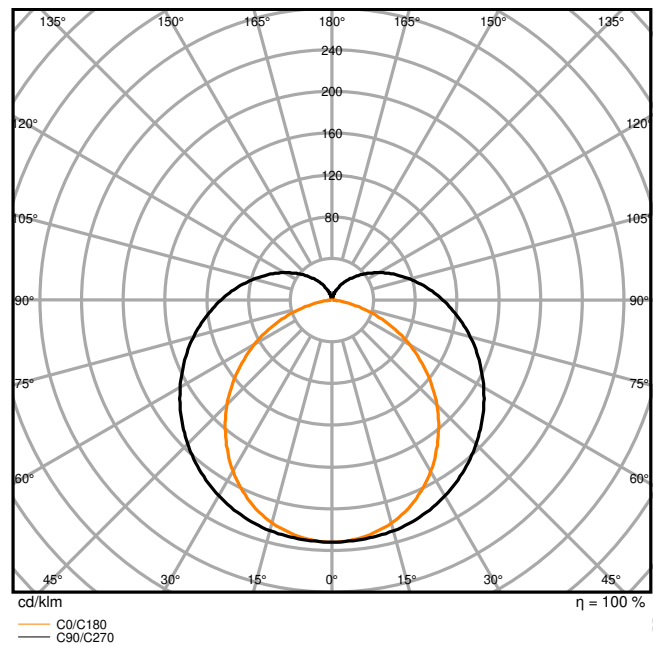
Luminous flux	1430 lm / 1040 lm / 780 lm ¹⁾
Luminous efficacy	130 lm/W ²⁾
Color temperature	3000 K / 4000 K
Light color (designation)	Warm White / Cool White
Color rendering index Ra	> 80
Standard deviation of color matching	< 3 sdc _m
Low flicker	Yes
Flickering metric (Pst LM)	< 1
Stroboscope effect metric (SVM)	< 0.4
Photobiological safety group acc. to EN62778	RG0
Photobiological safety group acc. to EN62471	RG0
Beam angle	120 °

1) 1320 lm / 960 lm / 720 lm @3000K

2) 120 lm/W @ 3000K



LN MR 600 4000K 1430lm



LN MR 600 4000K 1430lm

Adjustable attributes

Nominal wattage	Color temperature	Luminous flux	Luminous efficacy
11 W	4000 K	1430 lm	130 lm/W
11 W	3000 K	1320 lm	120 lm/W
8 W	4000 K	1040 lm	130 lm/W
8 W	3000 K	960 lm	120 lm/W
6 W	4000 K	780 lm	130 lm/W
6 W	3000 K	720 lm	120 lm/W

Dimensions & Weight

Length	561.00 mm
Width	82.00 mm
Height	82.00 mm
Product weight	800.00 g



LINEAR MIRROR

Materials & Colors

Product color	White
Housing color	White
Body material	Aluminum
Cover material	Polycarbonate (PC)
Light emitting surface material	Polycarbonate (PC)
Glow Wire Test according to IEC 60695-2-12	750 °C
Mercury content	0.0 mg

Application & Mounting

Ambient temperature range	-20...+45 °C
Temperature range at storage	-20...+80 °C
Type of connection	Screwless terminal, 3-POLE (L, N, PE)
Type of protection	IP44
Protection class IK (shock resistance)	IK08
Dimmable	No
Mounting type	Surface
Mounting location	Wall
Application environment	Indoor
Adjustable	No
With light source	Yes

Lifespan

Lifespan L70/B50 at 25 °C	100000 h ¹⁾
Lifespan L80/B10 at 25 °C	75000 h ¹⁾
Lifespan L80/B50 at 25 °C	75000 h
Lifespan L90/B10 at 25 °C	50000 h
Number of switching cycles	50000

¹⁾ t[h]: L70 / B50 @ 25 °C (Ta), t[h]: L80 / B10 @ 25 °C (Ta), t[h]: L90 / B10 @ 25 °C (Ta)

Control gear

Output current	290...210...150 mA
ECG - Output ripple current	< 30 %


Certificates & Standards

Standards	CE / CB / ENEC / UKCA / EAC
Luminaire with limited surface temperature, "D sign"	Yes
Ball shot safe	No
Replaceable light source (EPREL)	Not replaceable

Additional product data

Product remark	Available from March 2025
Added function	MULTI SELECT

Accessories Optional

Product image	Product name	EAN
	LN MR END CAPS CR	4058075849440


EQUIPMENT / ACCESSORIES








- Mounting screws and dowels included
- Chrome-plated end caps available separately for visual enhancement






Safety advice



- All electrical connections must be made by a qualified person.
- Caution, risk of electric shock.
- Product in protection class I. All electrically conductive, metallic housing parts that can absorb voltage during operation or during maintenance in the event of a fault must be continuously connected to the protective earthing conductor.

DOWNLOAD DATA

Documents and certificates	Document name
 User instruction / safety instructions	LINEAR MIRROR

Documents and certificates		Document name
	Addon technical information	LN MR 600
	Legal information	Safety Insert G11205497
	Legal information	Informationstext 18 Abs 4 ElektroG
	Legal information	LN MR SENSOR_SWITCH
	Declarations of conformity	LN MR
	Declarations of conformity UKCA	LN MR
	Certificates	ENEC LN MR

Photometric and lighting design files		Document name
	IES file (IES)	LN MR 600 4000K 1430lm
	LDT file (Eulumdat)	LN MR 600 4000K 1430lm
	UGR file (UGR table)	LN MR 600 4000K 1430lm
	Light distribution curve type cone	LN MR 600 4000K 1430lm
	Light distribution curve type polar	LN MR 600 4000K 1430lm

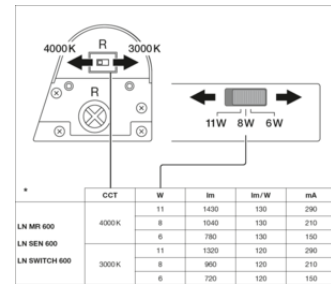
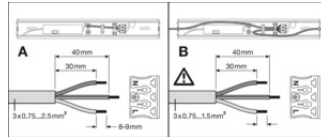
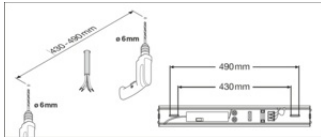
CAD/BIM files		Document name
	BIM Revit 3D	Linear Mirror
	CAD STEP 3D	LN MR ON OFF

LOGISTICAL DATA

Product code	Packaging unit (Pieces/Unit)	Dimensions (length x width x height)	Gross weight	Volume
4099854401794	Folding box 1	92 mm x 577 mm x 92 mm	880.00 g	4.88 dm ³
4099854401800	Shipping box 6	602 mm x 202 mm x 309 mm	5870.00 g	37.58 dm ³

The mentioned product code describes the smallest quantity unit which can be ordered. One shipping unit can contain one or more single products. When placing an order, for the quantity please enter single or multiples of a shipping unit.

ADDITIONAL CATALOG INFORMATION



References / Links

– For Guarantee see www.ledvance.com/guarantee

DISCLAIMER

Subject to change without notice. Errors and omission excepted. Always make sure to use the most recent release.