

PRODUCT DATASHEET

DL CMFT D200 P 30W MS 940 OP WT

DOWNLIGHT COMFORT OPAL | Downlight luminaires with aluminum housing and high luminous efficacy



PERFOR-
MANCE
CLASS

Areas of application

- Direct replacement for recessed luminaires with fluorescent lamps
- Offices, conference rooms
- Reception areas, foyers, corridors, elevators

Product benefits

- Energy savings thanks to high system efficacy: up to 120 lm/W
- Highly versatile due to Multi Select functions
- High color rendering index CRI > 90
- External driver for extended flexibility and easy installation
- Through wiring possible via additional connector box accessory
- Type of protection: IP44
- Easy installation with fast connection
- Further variants with DALI-2 driver, Zigbee driver or Emergency Conversion Kit available

Product features

- Aluminum luminaires with 4 different cut-outs and opal diffuser
- Very homogenous light distribution
- External driver with Multi Lumen function of up to 5000 lm
- Multi Color function
- Consistent lighting color ≤ 3 SDCM



– Lifetime (L70/B50) 100,000 h at 25 °C

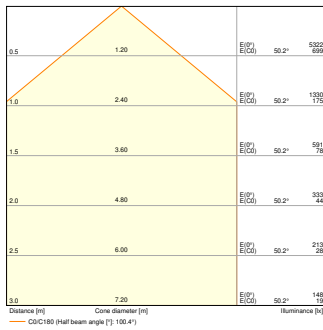
TECHNICAL DATA

Electrical data

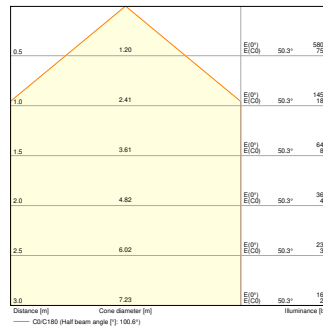
Nominal wattage	30 W / 25 W / 20.0 W
Nominal voltage	220...240 V
Mains frequency	50...60 Hz
Nominal current	136/117/98 mA
Inrush current	27.9 A
Inrush current time T_{h50}	178 μ s
Max. number of luminaires per miniature circuit breaker B16	14
Max. number of luminaires per miniature circuit breaker C10	12
Max. number of luminaires per miniature circuit breaker C16	20
Power factor λ	≥ 0.90
Total harmonic distortion	$\leq 15\%$
Protection class	III
Operating mode	External LED driver

Photometrical data

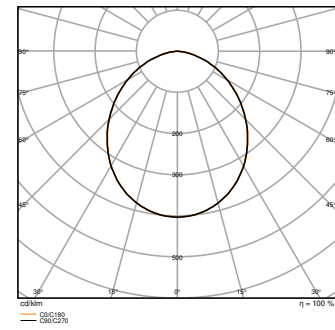
Luminous flux	3600 lm / 3000 lm / 2400 lm
Luminous efficacy	120 lm/W
Color temperature	3000 K / 4000 K
Reference control setting of contained light source (Kelvin)	4000 K
Light color (designation)	Warm White / Cool White
Color rendering index Ra	> 90
Standard deviation of color matching	≤ 3 sdc _m
Luminous intensity	-
Flickering metric (Pst LM)	<1
Stroboscope effect metric (SVM)	<0.4
Beam angle	100 °



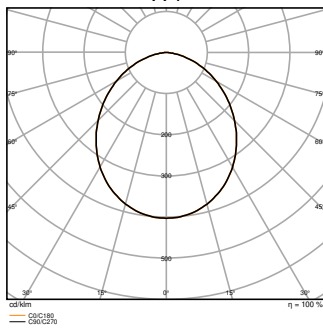
DL CMFT D200 P 30W MS 930 OP
WT



DL CMFT D200 P 30W MS 940 OP
WT



DL CMFT D200 P 30W MS 930 OP
WT



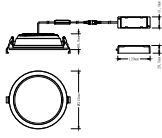
DL CMFT D200 P 30W MS 940 OP
WT

Adjustable attributes

Nominal wattage	Color temperature	Luminous flux	Luminous efficacy
30 W / 25 W / 20 W	3000 K	3300 lm / 2750 lm / 2200 lm	110 lm/W
30 W / 25 W / 20 W	4000 K	3600 lm / 3000 lm / 2400 lm	120 lm/W

Dimensions & Weight

Diameter	215.00 mm
Height	59.00 mm
Product weight	530.00 g



DL CMFT D200 P 30W MS 940 OP
WT

Materials & Colors

Product color	White
Housing color	White
Body material	Aluminum
Cover material	Polycarbonate (PC)
Glow Wire Test according to IEC 60695-2-12	650 °C
Mercury content	0.0 mg

Application & Mounting

Ambient temperature range	-20...+40 °C
Temperature range at storage	-20...+80 °C
Type of connection	Screwless terminal, 2-Pole (L, N)
Type of protection	IP44/IP20
Protection class IK (shock resistance)	IK03
Dimmable	No
Mounting type	Recessed
Mounting location	Ceiling / Wall
Application environment	Indoor
Mounting width	200 mm
Mounting diameter	200 mm
Mounting depth	59 mm
With light source	Yes

Lifespan

Lifespan L70/B50 at 25 °C	100000 h ¹⁾
Lifespan L80/B10 at 25 °C	70000 h ¹⁾

Lifespan L80/B50 at 25 °C	70000 h
Lifespan L90/B10 at 25 °C	40000 h
Number of switching cycles	30000

1) t[h]: L70 / B50 @ 25 °C (Ta), t[h]: L80 / B10 @ 25 °C (Ta), t[h]: L90 / B10 @ 25 °C (Ta)

Control gear

Output current	750/625/500 mA
ECG - Output ripple current	≤ 10 %
ECG - Length	120 mm
ECG - Width	41 mm
ECG - Height	28,5 mm
Recommended control gear	BD-PB42ML-4075




Certificates & Standards



Standards	ENEC / CE / UKCA / EAC / CB
Luminaire with limited surface temperature, "D sign"	No
Ball shot safe	No
Replaceable light source (EPREL)	Not replaceable

Additional product data

Product remark	Available from March 2025
Added function	MULTI SELECT

Accessories Optional

Product image	Product name	EAN
	DL CMFT EXCH RING D200 BK	4099854515347
	DL CMFT EXCH RING D200 GY	4099854515460
	DL CMFT FRAME D200 WT	4099854500022

Product image	Product name	EAN
	DL CMFT FRAME D200 BK	4099854500046
	DL CMFT FRAME D200 GY	4099854500060







EQUIPMENT / ACCESSORIES











- Surface mounting frame options available
- Security rope for luminaire included
- External control gear included
- Suitable for use with separate Emergency Conversion Box



Safety advice


- All electrical connections must be made by a qualified person.
- Caution, risk of electric shock.
- The luminaires are not suitable for covering with thermally insulated material.

DOWNLOAD DATA

Documents and certificates		Document name
	User instruction / safety instructions	DL CMFT FRAME_EXCH RING
	Legal information	Informationstext 18 Abs 4 ElektroG
	Legal information	DL CMFT
	Legal information	PL PRINT SKY1
	Legal information	SP VARIO DN170
Photometric and lighting design files		Document name
	IES file (IES)	DL CMFT D200 P 30W MS 930 OP WT

Photometric and lighting design files		Document name
	IES file (IES)	DL CMFT D200 P 30W MS 940 OP WT
	LDT file (Eulumdat)	DL CMFT D200 P 30W MS 930 OP WT
	LDT file (Eulumdat)	DL CMFT D200 P 30W MS 940 OP WT
	ULD file (DIALux)	DL CMFT D200 P 30W MS 940 OP WT
	UGR file (UGR table)	DL CMFT D200 P 30W MS 930 OP WT
	UGR file (UGR table)	DL CMFT D200 P 30W MS 940 OP WT
	Light distribution curve type cone	DL CMFT D200 P 30W MS 930 OP WT
	Light distribution curve type cone	DL CMFT D200 P 30W MS 940 OP WT
	Light distribution curve type polar	DL CMFT D200 P 30W MS 930 OP WT
	Light distribution curve type polar	DL CMFT D200 P 30W MS 940 OP WT

CAD/BIM files		Document name
	BIM Revit 3D	DL CMFT MS
	CAD STEP 3D	DL CMFT D200 MS OP

Tender texts		Document name
	Tender documents	DOWNLIGHT COMFORT OPAL D200 P 30W MS 940 OP WT-en

LOGISTICAL DATA

Product code	Packaging unit (Pieces/Unit)	Dimensions (length x width x height)	Gross weight	Volume
4099854490989	Folding box 1	235 mm x 235 mm x 100 mm	697.00 g	5.52 dm ³
4099854490996	Shipping box 8	490 mm x 485 mm x 225 mm	6648.00 g	53.47 dm ³

The mentioned product code describes the smallest quantity unit which can be ordered. One shipping unit can contain one or more single products. When placing an order, for the quantity please enter single or multiples of a shipping unit.

References / Links

– For Guarantee see www.ledvance.com/guarantee

DISCLAIMER

Subject to change without notice. Errors and omission excepted. Always make sure to use the most recent release.