

PRODUCT DATASHEET

LED Downlight Adjustable Cut Out Slim 120mm 9W 830 White

LED Downlight Adjustable Cut Out | Recess Downlight with adjustable cut out



Areas of application

- Living areas (living rooms, dining rooms, bedrooms etc.)

Product benefits

- Through-wiring possible with included connector box
- Easy mounting

Product features

- Recessed ceiling mounting
- Color temperature: 3,000 K
- Type of protection: IP20



TECHNICAL DATA

Electrical data

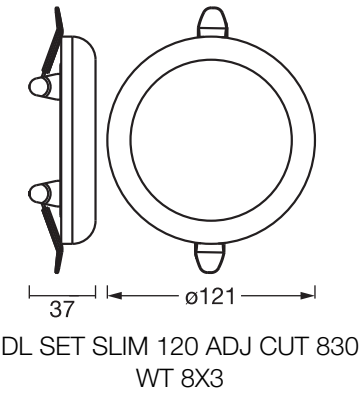
Nominal wattage	9.00 W
Nominal voltage	220...240 V
Mains frequency	50...60 Hz
Nominal current	45.000 mA
Power factor λ	> 0.7
Protection class	II
Operating mode	Mains voltage

Photometrical data

Luminous flux	810 lm
Total luminous flux of contained light sources	1000 lm
Luminous efficacy	90 lm/W
Color temperature	3000 K
Light color (designation)	Warm White
Color rendering index Ra	> 80
Standard deviation of color matching	6 sdcn
Flickering metric (Pst LM)	<1
Stroboscope effect metric (SVM)	<0.4
Beam angle	120 °

Dimensions & Weight

Diameter	120.00 mm
Height	37.00 mm
Product weight	124.00 g



Materials & Colors

Product color	White
Housing color	White
Body material	Steel
Cover material	Polypropylene (PP)
Glow Wire Test according to IEC 60695-2-12	650 °C

Application & Mounting

Ambient temperature range	-20...+40 °C
Temperature range at storage	-20...+80 °C
Type of connection	Terminal, 2-Pole (L, N)
Type of protection	IP20
Dimmable	No
Mounting type	Recessed
Mounting location	Ceiling
Application environment	Indoor
Mounting diameter	55 mm
Mounting depth	25 mm
With light source	Yes
Replaceable light source	No

Lifespan

Lifespan L70/B50 at 25 °C	25000 h ¹⁾
Number of switching cycles	50000

1) t[h]: L70 / B50 @ 25 °C (Ta), t[h]: L80 / B10 @ 25 °C (Ta), t[h]: L90 / B10 @ 25 °C (Ta)

Emergency lighting

Type of emergency operation test	None
----------------------------------	------

Certificates & Standards

Standards	CE / UKCA
Luminaire with limited surface temperature, "D sign"	No
Replaceable light source (EPREL)	Not replaceable






Additional product data

Product remark	Available from October 2025
----------------	-----------------------------

Safety advice

- Luminaire must be disconnected from mains during installation, maintenance and cover removal
- Check wall-ceiling for suitability. If uncertain, seek professional advice.
- All electrical connections must be made by a qualified person.
- Caution, risk of electric shock.

DOWNLOAD DATA

Documents and certificates		Document name
	User instruction / safety instructions	DL SET SLIM
	Legal information	Safety insert G11222465
	Legal information	Legal insert
	Declarations of conformity	CE Declaration Downlight Adjustable
	Declarations of conformity UKCA	UKCA Declaration Downlight Adjustable

LOGISTICAL DATA

Product code	Packaging unit (Pieces/Unit)	Dimensions (length x width x height)	Gross weight	Volume
4058075854376	Folding box 3	140 mm x 173 mm x 138 mm	493.00 g	3.34 dm ³

Product code	Packaging unit (Pieces/Unit)	Dimensions (length x width x height)	Gross weight	Volume
4058075854383	Shipping box 24	366 mm x 301 mm x 302 mm	4527.00 g	33.27 dm³

The mentioned product code describes the smallest quantity unit which can be ordered. One shipping unit can contain one or more single products. When placing an order, for the quantity please enter single or multiples of a shipping unit.

DISCLAIMER

Subject to change without notice. Errors and omission excepted. Always make sure to use the most recent release.