

PRODUCT DATASHEET

LED Downlight Adjustable Cut Out Slim 173mm 18W 830 White

LED Downlight Adjustable Cut Out | Recess Downlight with adjustable cut out



Areas of application

- Living areas (living rooms, dining rooms, bedrooms etc.)

Product benefits

- Through-wiring possible with included connector box
- Easy mounting

Product features

- Recessed ceiling mounting
- Color temperature: 3,000 K
- Type of protection: IP20

TECHNICAL DATA

Electrical data

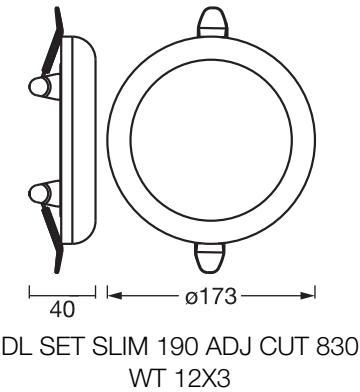
Nominal wattage	18.00 W
Nominal voltage	220...240 V
Mains frequency	50...60 Hz
Nominal current	105.000 mA
Max. number of luminaires per miniature circuit breaker B16	37
Max. number of luminaires per miniature circuit breaker C16	48
Power factor λ	> 0.70
Protection class	II
Operating mode	Mains voltage

Photometrical data

Luminous flux	1400 lm
Total luminous flux of contained light sources	1400 lm
Luminous efficacy	77 lm/W
Color temperature	3000 K
Light color (designation)	Warm White
Color rendering index Ra	> 80
Standard deviation of color matching	< 5 sdcm
Flickering metric (Pst LM)	<1
Stroboscope effect metric (SVM)	<0.4
Photobiological safety group acc. to EN62778	RG0
Beam angle	120 °

Dimensions & Weight

Diameter	173.00 mm
Height	40.00 mm
Product weight	200.00 g



Materials & Colors

Product color	White
Housing color	White
Body material	Steel
Cover material	Polypropylene (PP)
Glow Wire Test according to IEC 60695-2-12	650 °C

Application & Mounting

Ambient temperature range	-20...+40 °C
Type of connection	Terminal, 2-Pole (L, N)
Type of protection	IP20/IP20
Protection class IK (shock resistance)	IK03
Dimmable	No
Mounting type	Recessed
Mounting location	Ceiling
Mounting diameter	55...145 mm
Mounting depth	25 mm
With light source	Yes
Replaceable light source	No

Lifespan

Number of switching cycles	50000
----------------------------	-------

Emergency lighting

Type of emergency operation test	None
----------------------------------	------

Certificates & Standards

Standards	CE
-----------	----

Luminaire with limited surface temperature, "D sign"	No
Replaceable light source (EPREL)	Not replaceable





Additional product data

Product remark	Available from October 2025
----------------	-----------------------------

Safety advice

- Luminaire must be disconnected from mains during installation, maintenance and cover removal
- Check wall-ceiling for suitability. If uncertain, seek professional advice.
- All electrical connections must be made by a qualified person.
- Caution, risk of electric shock.

DOWNLOAD DATA

Documents and certificates		Document name
	User instruction / safety instructions	DL SET SLIM
	Legal information	Legal insert
	Declarations of conformity	CE Declaration Downlight Adjustable
	Declarations of conformity UKCA	UKCA Declaration Downlight Adjustable

LOGISTICAL DATA

Product code	Packaging unit (Pieces/Unit)	Dimensions (length x width x height)	Gross weight	Volume
4058075854390	Folding box 3	178 mm x 183 mm x 183 mm	798.00 g	5.96 dm ³
4058075854406	Shipping box 36	551 mm x 386 mm x 392 mm	10511.00 g	83.37 dm ³

The mentioned product code describes the smallest quantity unit which can be ordered. One shipping unit can contain one or more single products. When placing an order, for the quantity please enter single or multiples of a shipping unit.

DISCLAIMER

Subject to change without notice. Errors and omission excepted. Always make sure to use the most recent release.