

# PRODUCT DATASHEET

## Spot Set Recess Adjustable 4.9W 830 36° Satin Nickel

LED Spot Set Recess Adjustable Plastic | Recess with integrated swivel LED



---

### Areas of application

- Living areas (living rooms, dining rooms, bedrooms etc.)

---

### Product benefits

- Can be rotated and swiveled for optimum illumination
- Through-wiring possible with included connector box
- Easy mounting

---

### Product features

- Recessed ceiling mounting
- Adjustable swivel angle
- With integrated LED module and driver
- Color temperature: 2,700 K
- Through wiring possible
- Type of protection: IP20



---

## TECHNICAL DATA

### Electrical data

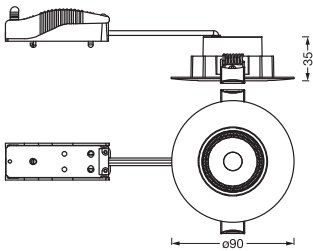
Nominal wattage	4.90 W
Nominal voltage	220...240 V
Mains frequency	50...60 Hz
Nominal current	40.000 mA
Max. number of luminaires per miniature circuit breaker B16	83
Max. number of luminaires per miniature circuit breaker C16	105
Power factor $\lambda$	0.40
Protection class	II
Operating mode	Mains voltage

### Photometrical data

Luminous flux	320 lm
Total luminous flux of contained light sources	480 lm
Luminous efficacy	65 lm/W
Color temperature	3000 K
Light color (designation)	Warm White
Color rendering index Ra	80
Standard deviation of color matching	6 sdcm
Flickering metric (Pst LM)	<1
Stroboscope effect metric (SVM)	<0.4
Photobiological safety group acc. to EN62778	RG1
Beam angle	36 °

### Dimensions & Weight

Diameter	90.00 mm
Height	35.00 mm
Product weight	72.00 g



SPOT SET ADJ 4.2W 827 36DEG

Materials & Colors

Product color	Satin Nickel
Housing color	Satin Nickel
Body material	Aluminum Plastic
Glow Wire Test according to IEC 60695-2-12	650 °C
Mercury content	0.0 mg

Application & Mounting

Ambient temperature range	-20...+40 °C
Temperature range at storage	-20...+80 °C
Type of connection	Terminal, 2-Pole (L, N)
Type of protection	IP20/IP20
Protection class IK (shock resistance)	IK03
Dimmable	No
Mounting type	Recessed
Mounting location	Ceiling
Mounting diameter	68 mm
Mounting depth	40 mm
With light source	Yes
Replaceable light source	No

Lifespan

Lifespan L70/B50 at 25 °C	25000 h <sup>1)</sup>
Number of switching cycles	15000

1) t[h]: L70 / B50 @ 25 °C (Ta), t[h]: L80 / B10 @ 25 °C (Ta), t[h]: L90 / B10 @ 25 °C (Ta)

Emergency lighting

Type of emergency operation test	None
----------------------------------	------

Certificates & Standards

Standards	CE / UKCA
Luminaire with limited surface temperature, "D sign"	No
Replaceable light source (EPREL)	Not replaceable






Additional product data

Product remark	Available from January 2026
----------------	-----------------------------

Safety advice

- Luminaire must be disconnected from mains during installation, maintenance and cover removal
- Check wall-ceiling for suitability. If uncertain, seek professional advice.
- All electrical connections must be made by a qualified person.
- Caution, risk of electric shock.

DOWNLOAD DATA

Documents and certificates		Document name
	User instruction / safety instructions	Spotlights Adjustable 3x4.9W 830
	Legal information	Legal insert
	Legal information	Safety insert G11222465
	Declarations of conformity	SPOT SET ADJUSTABLE 4.9W
	Declarations of conformity UKCA	SPOT SET ADJUSTABLE 4.9W

LOGISTICAL DATA

Product code	Packaging unit (Pieces/Unit)	Dimensions (length x width x height)	Gross weight	Volume
4099854612589	Folding box 3	57 mm x 102 mm x 303 mm	266.00 g	1.76 dm³
4099854673009	Shipping box 24	315 mm x 242 mm x 230 mm	2737.00 g	17.53 dm³

The mentioned product code describes the smallest quantity unit which can be ordered. One shipping unit can contain one or more single products. When placing an order, for the quantity please enter single or multiples of a shipping unit.

---

## DISCLAIMER

Subject to change without notice. Errors and omission excepted. Always make sure to use the most recent release.