

## PRODUCT DATASHEET

### DULUX L LED HF & AC Mains 25 W/3000 K

OSRAM DULUX LED L HF & AC MAINS | LED replacement for CFLni with 4-pin 2G11 base for ECG



#### Areas of application

- General illumination within ambient temperatures from -20...+45 °C
- Offices, public buildings
- Shops
- Hotels, restaurants
- Industry

#### Product benefits

- Easy installation
- Low energy consumption
- Not suitable for operation with conventional control gear
- Easy relamping thanks to compact design
- Operation directly on 230 V AC mains possible

#### Product features

- LED replacement for conventional compact fluorescent lamps for use in ECG luminaires or on AC mains
- Lifetime up to 30,000 h
- Single-ended four-pin plug-in 2G11 base
- Type of protection: IP20
- Mercury-free lamps



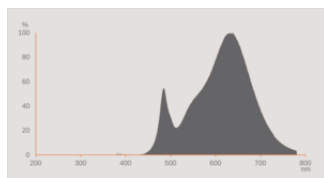
## TECHNICAL DATA

### Electrical data

Nominal wattage	25 W
Construction wattage	25.00 W
Nominal voltage	220...240 V
Operating mode	ECG, AC Mains
Claimed equiv. conventional lamp power	55 W
Nominal current	110 mA
Type of current	AC
Inrush current	25 A
Operating frequency	50/60 Hz
Mains frequency	50/60 Hz
Max. lamp number on MCB B10 A	80
Max. lamp number on MCB B16 A	130
Total harmonic distortion	≤ 30 %
Power factor $\lambda$	> 0.90

### Photometrical data

Luminous flux	2950 lm
Nominal useful luminous flux 90°	2950 lm
Luminous efficacy	118 lm/W
Lumen main.fact.at end of nom.life time	0.70
Light color (designation)	Warm White
Color temperature	3000 K
Color rendering index Ra	80
Light color	830
Standard deviation of color matching	≤6 sdcn
Flickering metric (Pst LM)	1.0
Stroboscope effect metric (SVM)	0.4



EPREL data spectral diagram PROF LEDr 3000K

### Light technical data

Beam angle	140 °
Warm-up time (60 %)	< 0.50 s
Starting time	< 0.5 s

### Dimensions & Weight



Overall length	537.00 mm
Diameter	44.00 mm
Maximum diameter	44 mm
Product weight	210.00 g

### Temperatures & operating conditions

Ambient temperature range	-20...+50 °C
Maximum temperature at tc test point	90 °C

### Lifespan

Lifespan L70/B50 at 25 °C	30000 h
Number of switching cycles	200000
Lumen maintenance at end of service lifetime	0.70
Rated lamp survival factor at 6,000 h	≥ 0.90

### Additional product data

Base (standard designation)	2G11
-----------------------------	------

Mercury content	0.0 mg
Mercury-free	Yes
Design / version	Frosted

### Capabilities

Dimmable	No
----------	----

### Certificates & Standards

Energy efficiency class	E 1)
Energy consumption	25.00 kWh/1000h
Type of protection	IP20
Standards	CE / EAC
Photobiological safety group acc. to EN62778	RG0

1) Energy efficiency class (EEC) on a scale of A (highest efficiency) to G (lowest efficiency)

### Country-specific categorizations

Order reference	DULUX L55LED 25
-----------------	-----------------

### Energy labelling regulation data acc EU 2019/2015




Lighting technology used	LED
Non-directional or directional	NDLS
Mains or non-mains	MLS
Light source cap-type (or other electric interface)	2G11
Connected light source (CLS)	No
Color-tuneable light source	No
Envelope	No
High luminance light source	No
Anti-glare shield	No
Correlated colour temperature type	SINGLE_VALUE
Standby power	0 W
Claim of equivalent power	No
Length	537.00 mm
Height	44.00 mm
Width	44.00 mm
Chromaticity coordinate x	0.433
Chromaticity coordinate y	0.403
R9 Colour rendering index	0.00





Beam angle correspondence	SPHERE_360
Survival factor	0.90
Displacement factor	0.90
LED light source replaces a fluorescent light source	No
EPREL ID	604666
Model number	AC35200

### Safety advice

- Always check the latest update of the compatibility list available on [www.ledvance.com/ecg-compatibility](http://www.ledvance.com/ecg-compatibility).
- Not suitable for operation with conventional control gear.
- The operating temperature range of DULUX LED is restricted. In case of doubt regarding suitability of the application please measure Tc temperature on the product prior to installation.
- All electrical connections must be made by a qualified person.
- Not suitable for emergency lighting.
- Do not touch the lamp if broken.
- Must not be used if outer bulb is defective.

### DOWNLOAD DATA

Documents and certificates		Document name
	User instruction / safety instructions	OSRAM DULUX L LED
	Declarations of conformity	DULUX lamp
	Declarations of conformity UKCA	DULUX LED

Photometric and lighting design files		Document name
	IES file (IES)	DULUX L55LED 25W830 230VHF2G11
	LDT file (Eulumdat)	DULUX L55LED 25W830 230VHF2G11
	Light distribution curve type polar	DULUX L55LED 25W830 230VHF2G11
	Spectral power distribution	EPREL data spectral diagram PROF LEDr 3000K

### LOGISTICAL DATA

Product code	Packaging unit (Pieces/Unit)	Dimensions (length x width x height)	Gross weight	Volume
4058075559257	Folding box 1	27 mm x 47 mm x 588 mm	280.00 g	0.75 dm <sup>3</sup>
4058075559264	Shipping box 10	604 mm x 251 mm x 79 mm	2975.00 g	11.98 dm <sup>3</sup>

The mentioned product code describes the smallest quantity unit which can be ordered. One shipping unit can contain one or more single products. When placing an order, for the quantity please enter single or multiples of a shipping unit.

---

## DISCLAIMER

Subject to change without notice. Errors and omission excepted. Always make sure to use the most recent release.