

## PRODUCT DATASHEET

# LED Star Classic A 200 24W 827 Frosted E27

LED STAR CLASSIC A | LED lamps, classic bulb shape



### Areas of application

- Domestic applications
- General illumination
- Outdoor use in suitable outdoor luminaires only

### Product benefits

- Lower energy consumption than incandescent or halogen lamps
- Easy replacement of classic lamps thanks to compact design
- Instant 100 % light, no warm-up time

### Product features

- LED alternative to conventional lamps
- Mercury-free lamps



## TECHNICAL DATA

### Electrical data

Nominal wattage	24 W
Construction wattage	24.00 W
Nominal voltage	220...240 V
Operating mode	AC Mains
Claimed equiv. conventional lamp power	200 W
Nominal current	200 mA
Type of current	AC
Inrush current	2.6 A
Operating frequency	50/60 Hz
Mains frequency	50/60 Hz
Max. lamp number on MCB B10 A	30
Max. lamp number on MCB B16 A	50
Power factor $\lambda$	> 0.50

### Photometrical data

Luminous flux	3452 lm
Nominal useful luminous flux 90°	3452 lm
Luminous efficacy	143 lm/W
Lumen main.fact.at end of nom.life time	0.70
Light color (designation)	Warm White
Color temperature	2700 K
Color rendering index Ra	80
Light color	827
Standard deviation of color matching	≤6 sdc
Rated LLMF at 6,000 h	0.80
Flickering metric (Pst LM)	1.0
Stroboscope effect metric (SVM)	0.4



EPREL data spectral diagram PROF  
LEDr 2700K

### Light technical data

Beam angle	320 °
Warm-up time (60 %)	< 0.50 s
Starting time	< 0.5 s

### Dimensions & Weight

Overall length	162.00 mm
Diameter	95.00 mm
Maximum diameter	95 mm
Product weight	90.00 g

### Temperatures & operating conditions

Ambient temperature range	-20...+40 °C
Maximum temperature at tc test point	75 °C

### Lifespan

Lifespan L70/B50 at 25 °C	15000 h
Number of switching cycles	100000
Lumen maintenance at end of service lifetime	0.70
Rated lamp survival factor at 6,000 h	≥ 0.90

### Additional product data

Base (standard designation)	E27
Mercury content	0.0 mg

Mercury-free	Yes
Design / version	Frosted
Product remark	All technical parameters apply to the entire lamp / Due to the complex production process for light-emitting diodes, the typical values shown for the technical LED parameters are purely statistical values that do not necessarily match the actual technical parameters of each individual product, which can vary from the typical value

**Capabilities**

Dimmable	No
----------	----

**Certificates & Standards**

Energy efficiency class	D <sup>1)</sup>
Energy consumption	24.00 kWh/1000h
Type of protection	IP20
Standards	CE / EAC
Photobiological safety group acc. to EN62778	RG1

<sup>1)</sup> Energy efficiency class (EEC) on a scale of A (highest efficiency) to G (lowest efficiency)

**Country-specific categorizations**

Order reference	LEDSCLA200 24W/
-----------------	-----------------

**LOGISTICAL DATA**

Temperature range at storage	-20...+80 °C
------------------------------	--------------

**Energy labelling regulation data acc EU 2019/2015**





Lighting technology used	LED
Non-directional or directional	NDLS
Mains or non-mains	MLS
Light source cap-type (or other electric interface)	E27
Connected light source (CLS)	No
Color-tuneable light source	No
Envelope	No
High luminance light source	No
Anti-glare shield	No
Correlated colour temperature type	SINGLE_VALUE
Standby power	0.0
Networked standby power for CLS	0.0

Claim of equivalent power	Yes
Length	162.00 mm
Height	95.00 mm
Width	95.00 mm
Chromaticity coordinate x	0.458
Chromaticity coordinate y	0.410
R9 Colour rendering index	0.00
Beam angle correspondence	SPHERE_360
Survival factor	0.90
Displacement factor	0.70
LED light source replaces a fluorescent light source	No
EPREL ID	692685
Model number	AC35012,AC35012

### Safety advice

- Do not touch the lamp if broken.
- Must not be used if outer bulb is defective.

### DOWNLOAD DATA

Documents and certificates	Document name
 Declarations of conformity	LED CLA CLB CLP T26 CL GLOBE125
Photometric and lighting design files	Document name
 IES file (IES)	LEDPCLA200 24W 827 230V FR E27 OSRAM
 Light distribution curve type polar	LEDPCLA200 24W 827 230V FR E27 OSRAM
 Spectral power distribution	EPREL data spectral diagram PROF LEDr 2700K

### LOGISTICAL DATA

Product code	Packaging unit (Pieces/Unit)	Dimensions (length x width x height)	Gross weight	Volume
4058075619074	Folding box 1	110 mm x 110 mm x 213 mm	163.00 g	2.58 dm <sup>3</sup>
4058075619081	Shipping box 4	240 mm x 233 mm x 190 mm	787.00 g	10.62 dm <sup>3</sup>

Product code	Packaging unit (Pieces/Unit)	Dimensions (length x width x height)	Gross weight	Volume
--------------	------------------------------	--------------------------------------	--------------	--------

The mentioned product code describes the smallest quantity unit which can be ordered. One shipping unit can contain one or more single products. When placing an order, for the quantity please enter single or multiples of a shipping unit.

---

### References / Links

- For further products and actual information concerning LED lamps see [www.ledvance.com/ledlamps](http://www.ledvance.com/ledlamps)
- For Guarantee see [www.ledvance.com/guarantee](http://www.ledvance.com/guarantee)

---

### DISCLAIMER

Subject to change without notice. Errors and omission excepted. Always make sure to use the most recent release.