

PRODUCT DATASHEET

LED VALUE CLASS A 10 W/2700 K E27 FR

LED VALUE CLASSIC A | LED lamps, classic bulb shape



Areas of application

- Domestic applications
- General illumination
- Outdoor applications only in suitable luminaires

Product benefits

- No "Blue Light" Hazard (according to IEC62778)
- Photobiological safety according to IEC 62778, risk group RG0
- Energy savings of up to 85 % (compared to traditional incandescent lamps)
- Instant 100 % light, no warm-up time
- No UV and near-IR radiation in the light beam
- Reliable operation thanks to brand quality

Product features

- Color rendering index $R_a \geq 80$
- Not dimmable
- Mercury-free lamps



TECHNICAL DATA**Electrical data**

| | |
|--|-------------|
| Nominal wattage | 10 W |
| Construction wattage | 10.00 W |
| Nominal voltage | 220...240 V |
| Claimed equiv. conventional lamp power | 75 W |
| Nominal current | 84 mA |
| Type of current | AC |
| Inrush current | 7 A |
| Operating frequency | 50...60 Hz |
| Mains frequency | 50...60 Hz |
| Max. lamp number on MCB B10 A | 91 |
| Max. lamp number on MCB B16 A | 147 |
| Power factor λ | > 0.50 |

Photometrical data

| | |
|---|------------|
| Luminous flux | 1055 lm |
| Nominal useful luminous flux 90° | 1055 lm |
| Luminous efficacy | 105 lm/W |
| Lumen main.fact.at end of nom.life time | 0.70 |
| Light color (designation) | Warm White |
| Color temperature | 2700 K |
| Color rendering index Ra | ≥80 |
| Light color | 827 |
| Standard deviation of color matching | ≤6 sdcn |
| Rated LLMF at 6,000 h | 0.80 |

Light technical data

| | |
|---------------------|----------|
| Beam angle | 200 ° |
| Warm-up time (60 %) | < 0.50 s |
| Starting time | < 0.5 s |

Dimensions & Weight

| | |
|------------------|-----------|
| Overall length | 118.00 mm |
| Diameter | 60.00 mm |
| Maximum diameter | 60 mm |

| | |
|----------------|---------|
| Product weight | 32.00 g |
|----------------|---------|

Temperatures & operating conditions

| | |
|--------------------------------------|--------------|
| Ambient temperature range | -20...+40 °C |
| Maximum temperature at tc test point | 85 °C |

Lifespan

| | |
|--|--------|
| Number of switching cycles | 100000 |
| Lumen maintenance at end of service lifetime | 0.70 |
| Rated lamp survival factor at 6,000 h | ≥ 0.90 |

Additional product data

| | |
|-----------------------------|--|
| Base (standard designation) | E27 |
| Mercury content | 0.0 mg |
| Mercury-free | Yes |
| Design / version | Frosted |
| Product remark | All technical parameters apply to the entire lamp / Due to the complex production process for light-emitting diodes, the typical values shown for the technical LED parameters are purely statistical values that do not necessarily match the actual technical parameters of each individual product, which can vary from the typical value |

Capabilities

| | |
|----------|----|
| Dimmable | No |
|----------|----|

Certificates & Standards

| | |
|--|-----------------|
| Energy efficiency class | F 1) |
| Energy consumption | 10.00 kWh/1000h |
| Type of protection | IP20 |
| Standards | CE |
| Photobiological safety group acc. to EN62778 | RG0 |

1) Energy efficiency class (EEC) on a scale of A++ (highest efficiency) to E (lowest efficiency)

Country-specific categorizations




| | |
|-----------------|--------------------------------|
| ILCOS | DRAA/F-10,5/827-220-240-E27-60 |
| Order reference | LVCLA7510W/8272 |

Energy labelling regulation data acc EU 2019/2015

| | |
|---|-----|
| Light source cap-type (or other electric interface) | E27 |
|---|-----|

| | |
|------------------------------------|--------------|
| Correlated colour temperature type | SINGLE_VALUE |
| Length | 118.00 mm |
| Height | 60.00 mm |
| Width | 60.00 mm |
| EPREL ID | 1403213 |
| Model number | AC24697 |

DOWNLOAD DATA

| Photometric and lighting design files | | Document name |
|--|-------------------------------------|---|
|  | IES file (IES) | AC08921_CLA75 11W 230V FR E27 |
|  | LDT file (Eulumdat) | AC08352_CLA75 10W 230VFR E27 |
|  | Light distribution curve type polar | VALUECLA75 10W 827 230VFR E27 FS1 OSRAM |

LOGISTICAL DATA

| Product code | Packaging unit (Pieces/Unit) | Dimensions (length x width x height) | Gross weight | Volume |
|---------------|------------------------------|--------------------------------------|--------------|----------------------|
| 4058075412712 | Folding box 1 | 64 mm x 64 mm x 131 mm | 76.00 g | 0.54 dm ³ |
| 4058075412729 | Shipping box 10 | 332 mm x 138 mm x 147 mm | 914.00 g | 6.73 dm ³ |
| 4099854256011 | Shipping box 10 | 332 mm x 138 mm x 147 mm | 812.00 g | 6.73 dm ³ |

The mentioned product code describes the smallest quantity unit which can be ordered. One shipping unit can contain one or more single products. When placing an order, for the quantity please enter single or multiples of a shipping unit.

DISCLAIMER

Subject to change without notice. Errors and omission excepted. Always make sure to use the most recent release.