

PRODUCT DATASHEET

ST CLAS A 25 2.8 W/2700 K E27

LED Retrofit CLASSIC A DIM | Dimmable LED lamps, classic bulb shape



Areas of application

- Perfect for decorative installations
- Domestic applications
- General illumination
- Outdoor use in suitable outdoor luminaires only

Product benefits

- Lamps with innovative LED "filament" technology
- Lower energy consumption than incandescent or halogen lamps
- No UV and near-IR radiation in the light beam
- Instant 100 % light, no warm-up time
- Can be easily fitted instead of ordinary light bulbs
- Lower thermal output (compared with the standard reference product)
- Design, dimensions, luminous flux comparable to a halogen lamp

Product features

- Professional LED lamps for line voltage
- Dimmable (with many common dimmers, see also www.ledvance.com/dim)
- Beam angle: up to 360°



- Lifetime up to 15,000 h
- Lamp made of glass
- Good quality of light; color rendering index $R_a \geq 80$; constant chromaticity

TECHNICAL DATA

Electrical data

Nominal wattage	2.8 W
Construction wattage	2.80 W
Nominal voltage	220...240 V
Claimed equiv. conventional lamp power	25 W
Nominal current	13 mA
Type of current	AC
Inrush current	1.2 A
Operating frequency	50...60 Hz
Mains frequency	50...60 Hz
Max. lamp number on MCB B10 A	696
Max. lamp number on MCB B16 A	1115
Power factor λ	> 0.50

Photometrical data

Luminous flux	250 lm
Nominal useful luminous flux 90°	250 lm
Luminous efficacy	89 lm/W
Lumen main.fact.at end of nom.life time	0.70
Light color (designation)	Warm White
Color temperature	2700 K
Color rendering index Ra	≥80
Light color	827
Standard deviation of color matching	≤6 sdcn
Rated LLMF at 6,000 h	0.80



EPREL data spectral diagram PROF
LEDr 2700K

Light technical data

Beam angle	320 °
Warm-up time (60 %)	< 0.50 s
Starting time	< 0.5 s

Dimensions & Weight

Overall length	105.00 mm
Diameter	60.00 mm
Maximum diameter	60 mm
Product weight	32.00 g

Temperatures & operating conditions

Ambient temperature range	-20...+40 °C
Maximum temperature at tc test point	50 °C

Lifespan

Number of switching cycles	100000
Lumen maintenance at end of service lifetime	0.70
Rated lamp survival factor at 6,000 h	≥ 0.90

Additional product data

Base (standard designation)	E27
Mercury content	0.0 mg
Mercury-free	Yes
Product remark	All technical parameters apply to the entire lamp / Due to the complex production process for light-emitting diodes, the typical values shown for the technical LED parameters are purely statistical values that do not necessarily match the actual technical parameters of each individual product, which can vary from the typical value

Capabilities

Dimmable	Yes
----------	-----

Certificates & Standards

Energy efficiency class	F 1)
Energy consumption	3.00 kWh/1000h
Type of protection	IP20
Standards	CE
Photobiological safety group acc. to EN62778	RG0

1) Energy efficiency class (EEC) on a scale of A++ (highest efficiency) to E (lowest efficiency)

Country-specific categorizations

Order reference	LEDSCLA25D2,8W/
-----------------	-----------------





Energy labelling regulation data acc EU 2019/2015

Light source cap-type (or other electric interface)	E27
Correlated colour temperature type	SINGLE_VALUE
Length	105.00 mm
Height	60.00 mm
Width	60.00 mm
EPREL ID	1403359,523158,1358105

Safety advice

- Do not touch the lamp if broken.
- Must not be used if outer bulb is defective.

DOWNLOAD DATA

Documents and certificates		Document name
	Declarations of conformity	EC declaration A,B,P lamp OSRAM
	Declarations of conformity	EC declaration A,B,P lamp OSRAM
	Declarations of conformity	CLA 60 dim andCLGLOBE125
Photometric and lighting design files		Document name
	Spectral power distribution	EPREL data spectral diagram PROF LEDr 2700K

LOGISTICAL DATA

Product code	Packaging unit (Pieces/Unit)	Dimensions (length x width x height)	Gross weight	Volume
4058075107564	Blister 1	61 mm x 140 mm x 120 mm	46.00 g	1.02 dm³
4058075211261	Folding box 1	60 mm x 60 mm x 145 mm	45.00 g	0.52 dm³

Product code	Packaging unit (Pieces/Unit)	Dimensions (length x width x height)	Gross weight	Volume
4058075211278	Shipping box 10	322 mm x 134 mm x 120 mm	568.00 g	5.18 dm ³
4058075610613	Shipping box 6	202 mm x 134 mm x 120 mm	360.00 g	3.25 dm ³
4058075107571	Shipping box 6	381 mm x 153 mm x 132 mm	450.00 g	7.69 dm ³

The mentioned product code describes the smallest quantity unit which can be ordered. One shipping unit can contain one or more single products. When placing an order, for the quantity please enter single or multiples of a shipping unit.

DISCLAIMER

Subject to change without notice. Errors and omission excepted. Always make sure to use the most recent release.