

## PRODUCT DATASHEET

# LED Superstar Classic B 25 DIM 2.8W 827 Frosted E14

LED Retrofit CLASSIC B DIM | Dimmable LED lamps, classic mini-candle shape



### Areas of application

- Perfect for decorative installations
- Decorative applications
- General illumination
- Outdoor use in suitable outdoor luminaires only

### Product benefits

- Lamps with innovative LED "filament" technology
- Lower energy consumption than incandescent or halogen lamps
- Instant 100 % light, no warm-up time
- Can be easily fitted instead of ordinary light bulbs
- Design, dimensions, luminous flux comparable to an incandescent lamp

### Product features

- LED lamps for line voltage
- Dimmable (with many common dimmers, see also [www.ledvance.com/dim](http://www.ledvance.com/dim))



- Beam angle: up to 300°
- Lifetime up to 15,000 h
- Lamp made of glass
- Good quality of light; color rendering index  $R_a \geq 80$ ; constant chromaticity

---

**TECHNICAL DATA****Electrical data**

Nominal wattage	2.8 W
Construction wattage	2.80 W
Nominal voltage	220...240 V
Operating mode	AC Mains
Claimed equiv. conventional lamp power	25 W
Nominal current	13 mA
Type of current	AC
Inrush current	0.08 A
Operating frequency	50/60 Hz
Mains frequency	50/60 Hz
Max. lamp number on MCB B10 A	200
Max. lamp number on MCB B16 A	350
Power factor $\lambda$	> 0.50

**Photometrical data**

Luminous flux	250 lm
Nominal useful luminous flux 90°	250 lm
Luminous efficacy	89 lm/W
Lumen main.fact.at end of nom.life time	0.70
Light color (designation)	Warm White
Color temperature	2700 K
Color rendering index Ra	≥80
Light color	827
Standard deviation of color matching	≤6 sdcn
Rated LLMF at 6,000 h	0.80
Flickering metric (Pst LM)	1.0
Stroboscope effect metric (SVM)	0.4

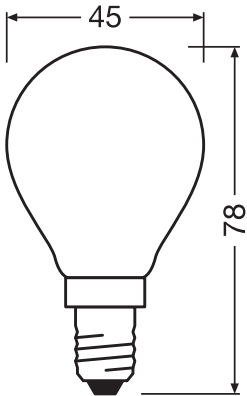


EPREL data spectral diagram PROF  
LEDr 2700K

Light technical data

Beam angle	300 °
Warm-up time (60 %)	< 0.50 s
Starting time	< 0.5 s

Dimensions & Weight



Overall length	97.00 mm
Diameter	35.00 mm
Maximum diameter	35 mm
Product weight	13.00 g

Temperatures & operating conditions

Ambient temperature range	-20...+40 °C
Maximum temperature at tc test point	75 °C

Lifespan

Lifespan L70/B50 at 25 °C	15000 h
Number of switching cycles	100000
Lumen maintenance at end of service lifetime	0.70
Rated lamp survival factor at 6,000 h	≥ 0.90

#### Additional product data

Base (standard designation)	E14
Mercury content	0.0 mg
Mercury-free	Yes
Design / version	Frosted
Product remark	All technical parameters apply to the entire lamp / Due to the complex production process for light-emitting diodes, the typical values shown for the technical LED parameters are purely statistical values that do not necessarily match the actual technical parameters of each individual product, which can vary from the typical value / LED lamps contain several electronic components. Under unfavourable conditions these can lead to acoustic noise. In case of resonance even low noise can cause audible effect. Possible factors influencing this are the installation, the design of the lamp holder and the luminaire (acoustic resonance effect) as well as the dimmer or the transformer (harmonics or electronic resonance)

#### Capabilities

Dimmable	Yes <sup>1)</sup>
----------	-------------------

<sup>1)</sup> Check dimmer compatibility at [ledvance.com/compatibility](https://www.ledvance.com/compatibility)

#### Certificates & Standards

Energy efficiency class	F <sup>1)</sup>
Energy consumption	3.00 kWh/1000h
Type of protection	IP20
Standards	CE / EAC
Photobiological safety group acc. to EN62778	RG0

<sup>1)</sup> Energy efficiency class (EEC) on a scale of A (highest efficiency) to G (lowest efficiency)

#### Country-specific categorizations

Order reference	LEDSCLB25D 2,8W
-----------------	-----------------

#### LOGISTICAL DATA

Temperature range at storage	-20...+80 °C
------------------------------	--------------


## Energy labelling regulation data acc EU 2019/2015


Lighting technology used	LED
Non-directional or directional	NDLS
Mains or non-mains	MLS
Light source cap-type (or other electric interface)	E14
Connected light source (CLS)	No
Color-tuneable light source	No
Envelope	No
High luminance light source	No
Anti-glare shield	No
Correlated colour temperature type	SINGLE_VALUE
Standby power	0 W
Networked standby power for CLS	0 W
Claim of equivalent power	Yes
Length	97.00 mm
Height	35.00 mm
Width	35.00 mm
Chromaticity coordinate x	0.458
Chromaticity coordinate y	0.410
R9 Colour rendering index	1
Beam angle correspondence	SPHERE_360
Survival factor	0.90
Displacement factor	0,70
LED light source replaces a fluorescent light source	No
EPREL ID	1403364,523165
Model number	AC32331,AC24277

## Safety advice

- Do not touch the lamp if broken.
- Must not be used if outer bulb is defective.

## DOWNLOAD DATA

Documents and certificates	Document name
 Declarations of conformity	LED CLA CLB CLP T26 CL GLOBE125

Photometric and lighting design files		Document name
	Spectral power distribution	EPREL data spectral diagram PROF LEDr 2700K

LOGISTICAL DATA

Product code	Packaging unit (Pieces/Unit)	Dimensions (length x width x height)	Gross weight	Volume
4058075437005	Folding box 1	36 mm x 49 mm x 145 mm	25.00 g	0.26 dm³
4058075611108	Shipping box 6	129 mm x 111 mm x 120 mm	205.00 g	1.72 dm³
4058075437012	Shipping box 10	201 mm x 111 mm x 120 mm	323.00 g	2.68 dm³

The mentioned product code describes the smallest quantity unit which can be ordered. One shipping unit can contain one or more single products. When placing an order, for the quantity please enter single or multiples of a shipping unit.

DISCLAIMER

Subject to change without notice. Errors and omission excepted. Always make sure to use the most recent release.