

## PRODUCT DATASHEET

# SubstiTUBE T8 EM Pro 10.3 W/4000 K 900 mm

SubstiTUBE T8 EM PRO | High performance LED tubes for electromagnetic control gears (CCG), shatterproof



### Areas of application

- General illumination within ambient temperatures from -20...+50 °C
- Illumination of production areas
- Traffic zones and corridors
- Supermarkets and department stores
- Industry

### Product benefits

- No bending thanks to glass tube
- Shatter protection thanks to special PET coating
- Support the implementation of the HACCP concepts from production through to presentation
- Very high resistance to switching loads
- High luminous flux for sophisticated lighting tasks
- Quick, simple and safe replacement without rewiring
- Energy savings of up to 68 % (compared to T8 fluorescent lamp on CCG)
- Instant-on light, therefore ideally suitable in combination with sensor technology
- Also suitable for operation at low temperatures

### Product features

- LED replacement for classic T8 fluorescent lamps with G13 socket for use in CCG luminaires or on AC mains
- Low flicker according to EU 2019-2020 ( $SVM \leq 0.4$  /  $PstLM \leq 1$ )



- Lamp tube made of glass with splinter protection e.g. for food industry applications
- VDE certified according to IEC62776
- Single and tandem operation on conventional control gear (0.6 m version)
- Type of protection: IP20

## TECHNICAL DATA

## Electrical data

|  |               |
|--|---------------|
| Nominal wattage  | 10.3 W        |
| Construction wattage                                     | 10.30 W       |
| Nominal voltage  | 220...240 V   |
| Operating mode   | CCG, AC Mains |
| Nominal current  | 48 mA         |
| Type of current  | AC            |
| Operating frequency                                      | 50/60 Hz      |
| Mains frequency  | 50/60 Hz      |
| Max. lamp number on MCB B10 A                            | 94            |
| Max. lamp number on MCB B10 A - CCG without compensation | 94            |
| Max. lamp number on MCB B10 A - CCG with compensation    | 14            |
| Max. lamp number on MCB B16 A                            | 150           |
| Max. lamp number on MCB B16 A - CCG without compensation | 150           |
| Max. lamp number on MCB B16 A - CCG with compensation    | 23            |
| Total harmonic distortion                                | 17 %          |
| Power factor $\lambda$                                   | > 0.90        |

## Photometrical data

|   |            |
|---|------------|
| Luminous flux                           | 1700 lm    |
| Luminous efficacy                       | 165 lm/W   |
| Lumen main.fact.at end of nom.life time | 0.70       |
| Light color (designation)               | Cool white |
| Color temperature                       | 4000 K     |
| Color rendering index Ra                | 83         |
| Light color                             | 840        |
| Standard deviation of color matching    | ≤5 sdcn    |
| Rated LLMF at 6,000 h                   | 0.80       |
| Flickering metric (Pst LM)              | 1          |
| Stroboscope effect metric (SVM)         | 0.4        |



EPREL data spectral diagram PROF  
LEDr 4000K

Light technical data

|                     |          |
|---------------------|----------|
| Beam angle          | 190 °    |
| Warm-up time (60 %) | < 0.50 s |
| Starting time       | < 0.5 s  |

Dimensions & Weight

|   |           |
|---|-----------|
| Overall length                              | 908.00 mm |
| Length with base excl. base pins/connection | 900.00 mm |
| Diameter                                    | 26.70 mm  |
| Tube diameter                               | 25.3 mm   |
| Maximum diameter                            | 27 mm     |
| Product weight                              | 144.00 g  |

Temperatures & operating conditions

|                                      |              |
|--------------------------------------|--------------|
| Ambient temperature range            | -20...+50 °C |
| Maximum temperature at tc test point | 60 °C        |

Lifespan

|  |         |
|--|---------|
| Lifespan L70/B50 at 25 °C                    | 75000 h |
| Number of switching cycles                   | 200000  |
| Lumen maintenance at end of service lifetime | 0.70    |
| Rated lamp survival factor at 6,000 h        | ≥ 0.90  |

Additional product data

|                             |        |
|-----------------------------|--------|
| Base (standard designation) | G13    |
| Mercury content             | 0.0 mg |
| Mercury-free                | Yes    |

### Capabilities

|          |    |
|----------|----|
| Dimmable | No |
|----------|----|

### Certificates & Standards

|  |                 |
|--|-----------------|
| Energy efficiency class                      | C <sup>1)</sup> |
| Energy consumption                           | 11.00 kWh/1000h |
| Type of protection                           | IP20            |
| Standards                                    | CE / VDE / EAC  |
| Photobiological safety group acc. to EN62778 | RG0             |

<sup>1)</sup> Energy efficiency class (EEC) on a scale of A (highest efficiency) to G (lowest efficiency)

### Country-specific categorizations

|                 |                 |
|-----------------|-----------------|
| Order reference | LEDTUBE T8 EM P |
|-----------------|-----------------|

### LOGISTICAL DATA

|                              |              |
|------------------------------|--------------|
| Temperature range at storage | -20...+80 °C |
|------------------------------|--------------|

### Energy labelling regulation data acc EU 2019/2015

|   |              |
|---|--------------|
| Lighting technology used                            | LED          |
| Non-directional or directional                      | NDLS         |
| Mains or non-mains                                  | MLS          |
| Light source cap-type (or other electric interface) | G13          |
| Connected light source (CLS)                        | No           |
| Color-tuneable light source                         | No           |
| Envelope  | No           |
| High luminance light source                         | No           |
| Anti-glare shield                                   | No           |
| Correlated colour temperature type                  | SINGLE_VALUE |
| Standby power                                       | 0 W          |
| Claim of equivalent power                           | No           |
| Length  | 908.00 mm    |
| Height  | 26.70 mm     |
| Width   | 26.70 mm     |

|  |            |
|--|------------|
| Chromaticity coordinate x                            | 0.382      |
| Chromaticity coordinate y                            | 0.380      |
| R9 Colour rendering index                            | 0.00       |
| Beam angle correspondence                            | SPHERE_360 |
| Survival factor                                      | 0.90       |
| Displacement factor                                  | 0.90       |
| LED light source replaces a fluorescent light source | No         |
| EPREL ID   | 563396     |
| Model number   | AC34928    |







## EQUIPMENT / ACCESSORIES




- Suitable for operation with low-loss and conventional control gears

## Safety advice

- Not suitable for operation with electronic control gear.
- Operation in outdoor applications in suitable damp-proof luminaires possible according to data sheet and installation instruction.
- Disconnect mains before installation.
- Not suitable for emergency lighting.

## DOWNLOAD DATA

| Documents and certificates   |  | Document name                   |
|--|--|---------------------------------|
|  | User instruction / safety instructions | SubstiTUBE PRO                  |
|  | Extended installation guide            | SubstiTUBE® T8 T5               |
|  | Declarations of conformity             |                                 |
|  | Declarations of conformity UKCA        | LEDTUBE T8 and T5               |
| Photometric and lighting design files  |  | Document name                   |
|  | IES file (IES)                         | LEDTUBE T8 EM PRO 900 10.3W 840 |
|  | LDT file (Eulumdat)                    | LEDTUBE T8 EM PRO 900 10.3W 840 |

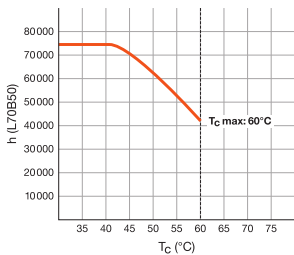
| Photometric and lighting design files   |                                     | Document name                               |
|---|-------------------------------------|---|
|  | UGR file (UGR table)                | LEDTUBE T8 EM PRO 900 10.3W 840             |
|   | Light distribution curve type polar | LEDTUBE T8 EM PRO 900 10.3W 840             |
|  | Spectral power distribution         | EPREL data spectral diagram PROF LEDr 4000K |

LOGISTICAL DATA

| Product code  | Packaging unit (Pieces/Unit) | Dimensions (length x width x height) | Gross weight | Volume    |
|---------------|------------------------------|--------------------------------------|--------------|-----------|
| 4058075612198 | Sleeve<br>1                  | 1,000 mm x 29 mm x 29 mm             | 173.00 g     | 0.84 dm³  |
| 4058075612204 | Shipping box<br>10           | 1,048 mm x 210 mm x 115 mm           | 2250.00 g    | 25.31 dm³ |
| 4099854009228 | Shipping box<br>10           | 1,024 mm x 164 mm x 78 mm            | 2170.00 g    | 13.10 dm³ |

The mentioned product code describes the smallest quantity unit which can be ordered. One shipping unit can contain one or more single products. When placing an order, for the quantity please enter single or multiples of a shipping unit.

ADDITIONAL CATALOG INFORMATION



References / Links

– For current information see [www.ledvance.com/substitute](http://www.ledvance.com/substitute)

Legal advice

– When used to replace a T8 fluorescent lamp the total energy efficiency and light distribution depends on the design of the lighting system.

DISCLAIMER

Subject to change without notice. Errors and omission excepted. Always make sure to use the most recent release.