

## PRODUCT DATASHEET

### DULUX D 18 W/830

OSRAM DULUX® D | CFLni, 2 tubes, with 2-pin base for CCG operation



#### Areas of application

- Offices, public buildings
- Shops
- Supermarkets and department stores
- Hotels, restaurants
- Industry

#### Product benefits

- Improved maintenance

#### Product features

- Good color rendering index
- Short and compact pin-base lamp with double-turn tubes
- Single-ended two-pin plug-in G24d base



TECHNICAL DATA

Electrical data

Nominal wattage	18 W
Construction wattage	18.80 W
Nominal voltage	100 V
Nominal current	0.22 A

Photometrical data

Luminous flux	1200 lm
Luminous efficacy	64 lm/W
Light color (designation)	LUMILUX Warm White
Color temperature	3000 K
Color rendering index Ra	≥80
Light color	830
Rated LLMF at 2,000 h	0.85
Rated LLMF at 4,000 h	0.78
Rated LLMF at 6,000 h	0.76
Rated LLMF at 8,000 h	0.75



349617\_FL\_830

Dimensions & Weight





Overall length	153.00 mm
Length with base excl. base pins/connection	130,00 mm
Diameter	12.00 mm
Tube diameter	12 mm
Product weight	39.00 g

Temperatures & operating conditions

Ambient temperature range	-5...+40 °C
---------------------------	-------------

Lifespan

Service life	6500 h
Rated lamp survival factor at 2,000 h	0.99
Rated lamp survival factor at 4,000 h	0.99
Rated lamp survival factor at 6,000 h	0.95
Rated lamp survival factor at 8,000 h	0.81
Lifespan B50	10000 h

Additional product data

Base (standard designation)	G24d-2
Mercury content	1.6 mg
Product remark	Suitable only for operation with 0.22 A control gear

Capabilities

Dimmable	No
----------	----

Certificates & Standards

Energy efficiency class	G
Energy consumption	19.00 kWh/1000h

Country-specific categorizations

ILCOS	FSQ-18/830-I-G24d-2
-------	---------------------

Order reference	DULUX D 18W/830
-----------------	-----------------

### Energy labelling regulation data acc EU 2019/2015

Lighting technology used	CFLNI
Non-directional or directional	NDLS
Mains or non-mains	NMLS
Light source cap-type (or other electric interface)	G24d-2
Connected light source (CLS)	No
Color-tuneable light source	No
Envelope	No
High luminance light source	No
Anti-glare shield	No
Correlated colour temperature type	SINGLE_VALUE
Claim of equivalent power	No
Length	153.00 mm
Height	12.00 mm
Width	12.00 mm
Chromaticity coordinate x	0,440
Chromaticity coordinate y	0,403
Beam angle correspondence	SPHERE_360
EPREL ID	546432
Model number	AC34207


### EQUIPMENT / ACCESSORIES




- Suitable for operation on conventional control gear

### Safety advice

- In case of lamp breakage: [www.ledvance.com/brokenlamp](http://www.ledvance.com/brokenlamp)

### DOWNLOAD DATA

Documents and certificates	Document name
 Declarations of conformity	EC Declaration of Conformity - 2021 9C1-4077878-EN-00 - DULUX D

Documents and certificates		Document name
	Certificates	EAC RU C-DE.HA46.B.01131_21 21.05.2021-20.05.2026 Expert Certification - CFLpin
	Certificates	EAC N RU D-DE.MU62.B.00933_20 06.03.2020-05.03.2025 Prommash Test - CFLpin
Photometric and lighting design files		Document name
	Spectral power distribution	349617_FL_830

LOGISTICAL DATA

Product code	Packaging unit (Pieces/Unit)	Dimensions (length x width x height)	Gross weight	Volume
4050300025704	Folding box 1	36 mm x 36 mm x 160 mm	57.00 g	0.21 dm <sup>3</sup>
4050300257976	Shipping box 10	187 mm x 81 mm x 175 mm	645.00 g	2.65 dm <sup>3</sup>

The mentioned product code describes the smallest quantity unit which can be ordered. One shipping unit can contain one or more single products. When placing an order, for the quantity please enter single or multiples of a shipping unit.

DISCLAIMER

Subject to change without notice. Errors and omission excepted. Always make sure to use the most recent release.