

## PRODUCT DATASHEET

### DULUX D 13 W/865

OSRAM DULUX® D | CFLni, 2 tubes, with 2-pin base for CCG operation



#### Areas of application

- Offices, public buildings
- Shops
- Supermarkets and department stores
- Hotels, restaurants
- Industry

#### Product benefits

- Improved maintenance

#### Product features

- Good color rendering index
- Short and compact pin-base lamp with double-turn tubes
- Single-ended two-pin plug-in G24d base



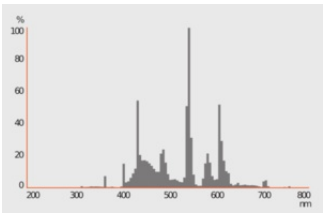
TECHNICAL DATA

Electrical data

Nominal wattage	13 W
Construction wattage	13.90 W
Nominal voltage	91 V
Nominal current	0.18 A

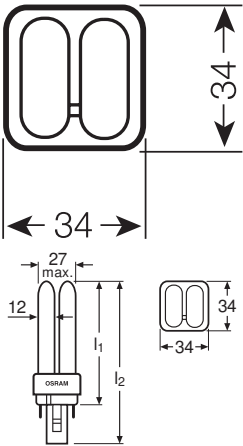
Photometrical data

Luminous flux	825 lm
Luminous efficacy	59 lm/W
Light color (designation)	LUMILUX Cool Daylight
Color temperature	6500 K
Color rendering index Ra	≥80
Light color	865



349641\_FL\_865

Dimensions & Weight



Overall length	138.00 mm
Length with base excl. base pins/connection	115,00 mm
Diameter	12.00 mm
Tube diameter	12 mm
Product weight	37.5 g

### Temperatures & operating conditions

Ambient temperature range	-5...+40 °C
---------------------------	-------------

### Lifespan

Service life	6500 h
Lifespan B50	10000 h

### Additional product data

Base (standard designation)	G24d-1
Mercury content	1.6 mg

### Capabilities

Dimmable	No
----------	----

### Certificates & Standards

Energy efficiency class	G
Energy consumption	14.00 kWh/1000h

### Country-specific categorizations

ILCOS	FSQ-13/865-I-G24d-1
Order reference	DULUX D 13W/865

### Energy labelling regulation data acc EU 2019/2015

Lighting technology used	CFLNI
Non-directional or directional	NDLS
Mains or non-mains	NMLS
Light source cap-type (or other electric interface)	G24d-1
Connected light source (CLS)	No
Color-tuneable light source	No
Envelope	No

High luminance light source	No
Anti-glare shield	No
Correlated colour temperature type	SINGLE_VALUE
Claim of equivalent power	No
Length	138.00 mm
Height	12.00 mm
Width	12.00 mm
Chromaticity coordinate x	0,313
Chromaticity coordinate y	0,337
Beam angle correspondence	SPHERE_360
EPREL ID	546430
Model number	AC34205





## EQUIPMENT / ACCESSORIES

- Suitable for operation on conventional control gear

## Safety advice

- In case of lamp breakage: [www.ledvance.com/brokenlamp](http://www.ledvance.com/brokenlamp)

## DOWNLOAD DATA

Documents and certificates		Document name
	Declarations of conformity	EC Declaration of Conformity - 2021 9C1-4077878-EN-00 - DULUX D
	Certificates	EAC RU C-DE.HA46.B.01131_21 21.05.2021-20.05.2026 Expert Certification - CFLpin
	Certificates	EAC N RU D-DE.MU62.B.00933_20 06.03.2020-05.03.2025 Prommash Test - CFLpin
Photometric and lighting design files		Document name
	Spectral power distribution	349641_FL_865

## LOGISTICAL DATA

Product code	Packaging unit (Pieces/Unit)	Dimensions (length x width x height)	Gross weight	Volume
4050300487106	Folding box 1	35 mm x 35 mm x 145 mm	52.00 g	0.18 dm <sup>3</sup>
4050300487113	Shipping box 10	187 mm x 81 mm x 163 mm	566.50 g	2.47 dm <sup>3</sup>

The mentioned product code describes the smallest quantity unit which can be ordered. One shipping unit can contain one or more single products. When placing an order, for the quantity please enter single or multiples of a shipping unit.

DISCLAIMER

Subject to change without notice. Errors and omission excepted. Always make sure to use the most recent release.