

PRODUCT DATASHEET

DULUX S/E 11 W/840

OSRAM DULUX® S/E | Short CFLni, with 4-pin base for ECG operation



Areas of application

- Offices, public buildings
- Shops
- Supermarkets and department stores
- Hotels, restaurants

Product benefits

- Long service life

Product features

- Good color rendering index
- Dimmable (3...100 %)
- Short and compact pin-base lamps with single-turn tubes
- Single-ended four-pin plug-in 2G7 base



TECHNICAL DATA

Electrical data

Nominal wattage	11 W
Construction wattage	12.20 W
Nominal voltage	91 V
Nominal current	0.16 A

Photometrical data

Luminous flux	900 lm
Luminous efficacy	74 lm/W
Light color (designation)	LUMILUX Cool White
Color temperature	4000 K
Color rendering index Ra	≥80
Light color	840
Rated LLMF at 2,000 h	0.90
Rated LLMF at 4,000 h	0.84
Rated LLMF at 6,000 h	0.83
Rated LLMF at 8,000 h	0.81
Rated LLMF at 12,000 h	0.78



349615_FL_840

Dimensions & Weight



Overall length	221.80 mm
Length with base excl. base pins/connection	214,00 mm
Diameter	12.00 mm
Tube diameter	12 mm
Product weight	29.5 g

Lifespan

Service life	13000 h
Rated lamp survival factor at 2,000 h	0.99
Rated lamp survival factor at 4,000 h	0.98
Rated lamp survival factor at 6,000 h	0.94
Rated lamp survival factor at 8,000 h	0.84
Rated lamp survival factor at 12,000 h	0.50
Lifespan B50	12000 h

Additional product data

Base (standard designation)	2G7
Mercury content	1.6 mg
Product remark	For ECG operation only

Capabilities

Dimmable	Yes
----------	-----

Certificates & Standards

Energy efficiency class	G
Energy consumption	13.00 kWh/1000h

Country-specific categorizations

ILCOS	FSDH-11/840-/P/-2G7
Order reference	DULUX S/E 11W/8

Energy labelling regulation data acc EU 2019/2015

Lighting technology used	CFLNI
Non-directional or directional	NDLS
Mains or non-mains	NMLS
Light source cap-type (or other electric interface)	2G7
Connected light source (CLS)	No
Color-tuneable light source	No
Envelope	No
High luminance light source	No
Anti-glare shield	No
Correlated colour temperature type	SINGLE_VALUE
Claim of equivalent power	No
Length	221.80 mm
Height	12.00 mm
Width	12.00 mm
Chromaticity coordinate x	0,380
Chromaticity coordinate y	0,380
Beam angle correspondence	SPHERE_360
EPREL ID	546500
Model number	AC34275





EQUIPMENT / ACCESSORIES

- Suitable for operation on electronic control gear

Safety advice

- In case of lamp breakage: www.ledvance.com/brokenlamp

DOWNLOAD DATA

Documents and certificates		Document name
	Declarations of conformity	EC Declaration of Conformity - 2021 9C1-4077883-EN-00 - DULUX S
	Certificates	EAC RU C-DE.HA46.B.01131_21 21.05.2021-20.05.2026 Expert Certification - CFLpin
	Certificates	EAC N RU D-DE.MU62.B.00933_20 06.03.2020-05.03.2025 Prommash Test - CFLpin
Photometric and lighting design files		Document name
	Spectral power distribution	349615_FL_840

LOGISTICAL DATA

Product code	Packaging unit (Pieces/Unit)	Dimensions (length x width x height)	Gross weight	Volume
4050300020181	Folding box 1	38 mm x 22 mm x 227 mm	46.00 g	0.19 dm ³
4050300252995	Shipping box 10	126 mm x 86 mm x 243 mm	513.00 g	2.63 dm ³

The mentioned product code describes the smallest quantity unit which can be ordered. One shipping unit can contain one or more single products. When placing an order, for the quantity please enter single or multiples of a shipping unit.

DISCLAIMER

Subject to change without notice. Errors and omission excepted. Always make sure to use the most recent release.