

PRODUCT DATASHEET

DR DS-P -20/220-240/500

LED DRIVER DIP-SWITCH | Constant current LED driver with dip-switch current setting



Areas of application

- Suitable for LED luminaires and LED modules
- Applicable for luminaires of protection classes I and II
- For indoor SELV installations
- Offices, shopping centers, hospitals, restaurants, hotels
- Suitable for a broad range of luminaires (by broad range of dip switch currents)

Product benefits

- High flexibility due to adjustable output currents via dip switch
- Low flickering enables high light quality as well as good visual comfort
- 5 years guarantee
- Slim housing for narrow installations
- High efficiency and reliability

Product features

- Available in 20 W, 30 W, 40 W
- Independent installation with optional Cable Clamp Kit
- Lifetime: up to 50,000 h (at max. tc temperature)
- Type of protection: IP20
- Low ripple current < 5%
- Supply voltage: 220...240 V
- Operating frequency: 50/60 Hz
- Safety according to EN 61347-1, 61347-2-3, 61347-2-13, 62384
- Immunity according to EN 61547

TECHNICAL DATA

Electrical data

Nominal wattage	21.00 W
Nominal output power	20 W ¹⁾
Nominal voltage	220...240 V
Nominal output voltage	20...42 V ²⁾
Input voltage AC	198...264 V ³⁾
Input voltage DC	230...280 V
U-OUT (working voltage)	20...42 V
Type of current	AC/DC
Nominal current	140 mA
Nominal output current	150 mA / 200 mA / 250 mA / 300 mA / 350 mA / 400 mA / 450 mA / 500 mA ⁴⁾
Inrush current	15 A
Output current tolerance	+/- 5 %
Output ripple current (100 Hz)	≤ 5 %
Mains frequency	50/60 Hz
Total harmonic distortion	≤ 15 % ⁵⁾
Power factor λ	≥ 0.92 ⁵⁾
ECG efficiency	85 % ⁵⁾
Device power loss	3.7 W ⁵⁾
Max. ECG no. on circuit breaker 10 A (B)	40
Max. ECG no. on circuit breaker 16 A (B)	64
Max. ECG no. on circuit breaker 25 A (B)	100
Surge capability (L-N)	1.5 kV
Galvanic isolation	SELV

1) Partial load 3...21 W

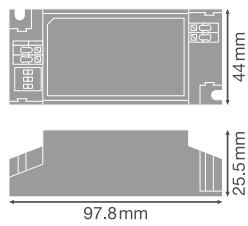
2) Maximum 55 V

3) Permitted voltage range

4) ±10% (150mA,200mA), ±6% (250mA,300mA), ±5% (350-500mA)

5) At full load, 220...240 V, 50 Hz

Dimensions & Weight



Length	97.80 mm
Mounting hole spacing, length	88.00 mm
Width	44.00 mm
Height	25.50 mm
Cable cross-section, input side	0.75...1.5 mm ²
Cable cross-section, output side	0.5...1.5 mm ²
Prewired	No
Wire preparation length, input side	8.0...9.0 mm
Wire preparation length, output side	8.0 mm
Product weight	61.00 g

Colors & materials

Product color	White
Casing material	Plastic
Body material	Plastic

Temperatures & operating conditions

Ambient temperature range	-20...+50 °C
Maximum temperature at tc test point	< 90 °C
Max.housing temperature in case of fault	< 90 °C
Temperature range in operation	-20...+50 °C
Permitted rel. humidity during operation	10...93 %

Lifespan

ECG lifetime	50000 h
Number of switching cycles	25000

Additional product data

Encapsulated	No
--------------	----

Capabilities

Dimmable	No
----------	----

Overheating protection	No
Overload protection	Yes
Short-circuit protection	Yes
Max. cable length to lamp/LED module	2,0 m
Suitable for fixtures with prot. class	I,II
Suitable for emergency lighting	No
Type of connection, output side	Push terminal


Certificates & Standards

Approval marks – approval	CE / CB / ENEC / EAC
Standards	Acc. to EN 61347-2-13 / Acc. to EN 61347-1 / Acc. to EN 55015 / Acc. to EN 61547 / Acc. to EN 61000-3-2 / Acc. to EN 62384
Protection class	II
Type of protection	IP20

LOGISTICAL DATA

Temperature range at storage	-20...+85 °C
------------------------------	--------------

Accessories Optional

Product image	Product name	EAN
	DR AY DS-P-CLAMP DUO	4099854077937



EQUIPMENT / ACCESSORIES



- Cable Clamp Kit to ensure proper strain relief

Safety advice

- All electrical connections must be made by a qualified person.
- Caution, risk of electric shock.
- Disconnect mains before installation.
- Do not open enclosure-housing.

DOWNLOAD DATA

Documents and certificates	Document name
 User instruction / safety instructions	DR DS-P
 Legal information	Safety Insert G11205498

Documents and certificates		Document name
	Declarations of conformity	DR DS P
	Declarations of conformity UKCA	DR DS P

LOGISTICAL DATA

Product code	Packaging unit (Pieces/Unit)	Dimensions (length x width x height)	Gross weight	Volume
4099854077050	Folding box 1	106 mm x 47 mm x 31 mm	76.00 g	0.15 dm ³
4099854077067	Shipping box 10	235 mm x 205 mm x 80 mm	974.00 g	3.85 dm ³
4099854077074	Shipping box 50	470 mm x 255 mm x 240 mm	4870.00 g	28.76 dm ³

The mentioned product code describes the smallest quantity unit which can be ordered. One shipping unit can contain one or more single products. When placing an order, for the quantity please enter single or multiples of a shipping unit.

References / Links

– For Guarantee see www.ledvance.com/guarantee

DISCLAIMER

Subject to change without notice. Errors and omission excepted. Always make sure to use the most recent release.