

# PRODUCT DATASHEET

## DALI PRO Sensor Coupler

DALI PRO Sensor Coupler | Sensors for light management systems



## Areas of application

- Connection of light and presence sensors in DALI systems
- Ceiling or independent installation via ECO CI KIT possible

## Product benefits

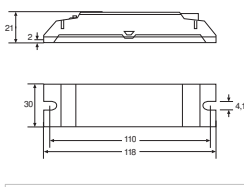
- Power supply from DALI

## TECHNICAL DATA

### Electrical data

|                 |        |
|-----------------|--------|
| Nominal wattage | 0.10 W |
| Nominal voltage | 20 V   |
| Mains frequency | 0 Hz   |

### Dimensions & Weight



|                               |           |
|-------------------------------|-----------|
| Length                        | 118.00 mm |
| Mounting hole spacing, length | 110,0 mm  |
| Width                         | 30.00 mm  |
| Height                        | 21.00 mm  |
| Product weight                | 35.00 g   |

### Temperatures & operating conditions

|                           |            |
|---------------------------|------------|
| Ambient temperature range | 0...+50 °C |
|---------------------------|------------|

### Additional product data

|                           |   |
|---------------------------|---|
| Number of control outputs | 1 |
|---------------------------|---|

### Capabilities

|                           |   |
|---------------------------|---|
| Dimmable                  | No  |
| Dimming interface         | DALI                                      |
| Number of control outputs | 1   |
| Type of installation      | Luminaire integration/Ceiling integration |

### Certificates & Standards





|                           |      |
|---------------------------|------|
| Approval marks – approval | CE   |
| Protection class          | II   |
| Type of protection        | IP20 |

## EQUIPMENT / ACCESSORIES

- Suitable for all light and presence sensors from the MULTI 3 range
- Suitable for many OSRAM DALI control systems

---

## DOWNLOAD DATA

|  | Documents and certificates             | Document name   |
|--|--|---|
|  | User instruction / safety instructions | 334249_Technical instructions   |
|  | User instruction / safety instructions | DALI Sensor Coupler LS/PD   |
|  | Declarations of conformity             | 334811_Declaration of conformity – DALI PRO CONT-4 – DALI PRO PB Coupler – DALI PRO Sen |
|  | Declarations of conformity             | EC-DoC LMS Sensor Coupler and Sensor 9C1-3402820-EN-02 2019                             |

---

## LOGISTICAL DATA

| Product code  | Packaging unit (Pieces/Unit) | Dimensions (length x width x height) | Gross weight | Volume               |
|---------------|------------------------------|--------------------------------------|--------------|----------------------|
| 4008321379269 | Folding box<br>1             | 128 mm x 27 mm x 37 mm               | 49.00 g      | 0.13 dm <sup>3</sup> |
| 4008321379276 | Shipping box<br>25           | 200 mm x 140 mm x 147 mm             | 1268.00 g    | 4.12 dm <sup>3</sup> |

The mentioned product code describes the smallest quantity unit which can be ordered. One shipping unit can contain one or more single products. When placing an order, for the quantity please enter single or multiples of a shipping unit.

---

## DISCLAIMER

Subject to change without notice. Errors and omission excepted. Always make sure to use the most recent release.