

## PRODUCT DATASHEET

### PL-CN50-COB- 900-930-40D-G1

PrevaLED® COIN 50 COB G1 | LED modules with integrated optics and heat sink



## TECHNICAL DATA

### Electrical data

Nominal wattage	12.30 W
Construction wattage	12.30 W
Claimed equiv. conventional lamp power	50 W
Nominal voltage	35.2 V
Input voltage range	34...37 V
Type of current	DC
Nominal current	350.000 mA

### Photometrical data

Total useful luminous flux [PICOS]	980 lm
Luminous efficacy	79 lm/W
Luminous flux	950 lm
Luminous intensity	1970 cd
Nom. useful luminous flux 120° [PICOS]	950 lm
Color temperature	3000 K
Color rendering index Ra	≥90
Light color LED	White
Light color (designation)	Warm White
Standard deviation of color matching	≤3 sdcn
Rated peak intensity	1970 cd

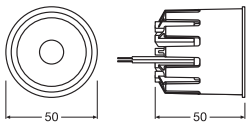
### Light technical data

Beam angle	40 °
Rated beam angle (half peak value)	40.00 °
Starting time	0.0 s
Warm-up time (60 %)	0.00 s

### LED MODULE INFORMATION

Number of LEDs per module	1
---------------------------	---

### Dimensions & Weight



Length	50.0 mm
Cable length	500.000
Width	50.00 mm
Height	52.00 mm
Diameter	50,0 mm
Product weight	90.00 g

Temperatures & operating conditions

Ambient temperature range	-20...+40 °C
Maximum temperature at tc test point	85 °C
Temperature range in operation	-25...85 °C
Performance temp. acc. to IEC 62717	75 °C

Lifespan

Nominal lamp life time	50000 h
Number of switching cycles	100000

Additional product data

Product remark	Modules perfectly matched to OSRAM OPTOTRONIC® LED drivers (see relevant table) / For current photometric data and important safety, installation and application information, see <a href="http://www.osram.com/led-systems">www.osram.com/led-systems</a> . / All the technical parameters apply to the entire module. In view of the complex manufacturing process for light emitting diodes, the typical values given above for the technical LED parameters are merely statistical values that do not necessarily correspond to the actual technical parameters of an individual product; individual products may vary from the typical values / Tolerance for optical and electrical data: +/-10%
----------------	---

Capabilities

Dimmable	Yes
----------	-----

Certificates & Standards



Standards	Acc. to IEC 62471 / Acc. to IEC 60598-1 / Acc. to EN 60529 / Acc. to EN 62031 / Acc. to EN 55015 / Acc. to EN 61547
-----------	---



Type of protection	IP20
Energy consumption	13.55 kWh/1000h
Energy efficiency class	A+

## LOGISTICAL DATA

Temperature range at storage	-40...80 °C
------------------------------	-------------

## DOWNLOAD DATA

Documents and certificates		Document name
	Declarations of conformity	Declarations of conformity
	Certificates	685711_ENEC CUBE G3

Photometric and lighting design files		Document name
	IES file (IES)	PL-CN50-COB-900-930-40D-G1
	LDT file (Eulumdat)	PL CN50 COB 900 930 40D G1 LDT 300420

## LOGISTICAL DATA

Product code	Packaging unit (Pieces/Unit)	Dimensions (length x width x height)	Gross weight	Volume
4052899541757	Folding box 1	51 mm x 51 mm x 62 mm	102.00 g	0.16 dm <sup>3</sup>
4052899541764	Shipping box 20	268 mm x 110 mm x 138 mm	2156.00 g	4.07 dm <sup>3</sup>

The mentioned product code describes the smallest quantity unit which can be ordered. One shipping unit can contain one or more single products. When placing an order, for the quantity please enter single or multiples of a shipping unit.

## DISCLAIMER

Subject to change without notice. Errors and omission excepted. Always make sure to use the most recent release.