

# PRODUCT DATASHEET

## DL SLIM FRAME DN 210 WT

DOWNLIGHT SLIM ROUND FRAME | Surface mounting frame, round shape



### Areas of application

- General illumination
- Public areas
- Stairways
- Corridors
- Foyers
- Shops

### Product benefits

- Cable entry on the side for electrical connection with low profil
- Easy installation thanks to included drilling template

### Product features

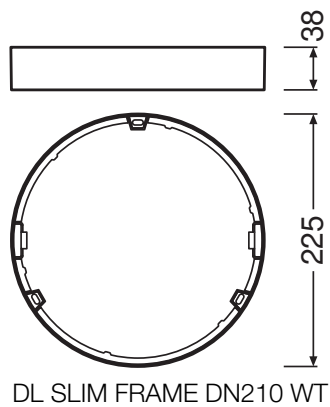
- Low mounting depth
- Robust polycarbonate casing
- Mounting accessories included



TECHNICAL DATA

Dimensions & Weight

Diameter	225 mm
Height	38 mm
Product weight	67.00 g



Materials & Colors

Product color	White
---------------	-------

Application & Mounting

Mounting location	Ceiling / Wall
Replaceable light source	No



Certificates & Standards

Ball shot safe	No
----------------	----

Safety advice

- All electrical connections must be made by a qualified person.
- Product in protection class I. All electrically conductive, metallic housing parts that can absorb voltage during operation or during maintenance in the event of a fault must be continuously connected to the protective earthing conductor.

DOWNLOAD DATA

Documents and certificates		Document name
	User instruction / safety instructions	User Instruction DL Slim Frame Round
Tender texts		Document name
	Tender documents	DOWNLIGHT SLIM ROUND FRAME 210 WT-EN

LOGISTICAL DATA

Product code	Packaging unit (Pieces/Unit)	Dimensions (length x width x height)	Gross weight	Volume
4058075079199	Folding box 1	43 mm x 235 mm x 235 mm	156.00 g	2.37 dm³
4058075079205	Shipping box 6	280 mm x 245 mm x 265 mm	1222.00 g	18.18 dm³

The mentioned product code describes the smallest quantity unit which can be ordered. One shipping unit can contain one or more single products. When placing an order, for the quantity please enter single or multiples of a shipping unit.

DISCLAIMER

Subject to change without notice. Errors and omission excepted. Always make sure to use the most recent release.