

PRODUCT DATASHEET

LN INDV D 1200 34 W 940

LINEAR IndiviLED® DIRECT GEN 1 | Surface mounted luminaire for single luminaire or light line application



Areas of application

- Direct replacement for luminaires with fluorescent lamps
- Offices, schools
- General indoor illumination
- Corridors, entrance areas
- Seamless linear lighting
- Shop lighting

Product benefits

- Homogenous light distribution and reduced glare thanks to the IndiviLED® optics
- Multiple mounting options
- The product family offers full lighting solution for different applications
- Energy savings of up to 50 % compared to T5 batten luminaires
- Further variants additionally available with DALI ECG, emergency lighting function according to IEC 60598-2-22 or through wiring
- Robust structure with IK06
- Low flicker light thanks to special electronic control gear
- 5 years guarantee

Product features

- Each LED with individual lens and reflector for UGR < 16 and homogenous light distribution
- Pendant mounting with suspension kit



- Linkable into seamless light line with line connection adapter (surface or pendant mounting)
- Available with length of 1200 or 1500 mm
- Luminous flux up to 5700 lm
- Luminous efficacy: up to 125 lm/W
- Initial color consistency: 3 SDCM
- Glow Wire Test according to IEC 60695-2-12: 850 °C
- Versions available with CRI 90
- Luminaire versions with IoT-ready DALI-2 driver or IoT Zigbee 3.0 technology available
- Lifetime (L70/B50): 60,000 h (at 25 °C)

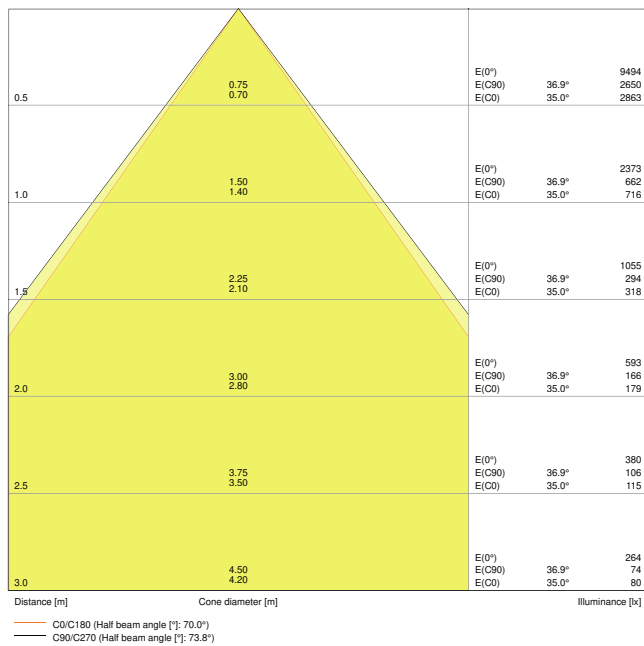
TECHNICAL DATA

Electrical data

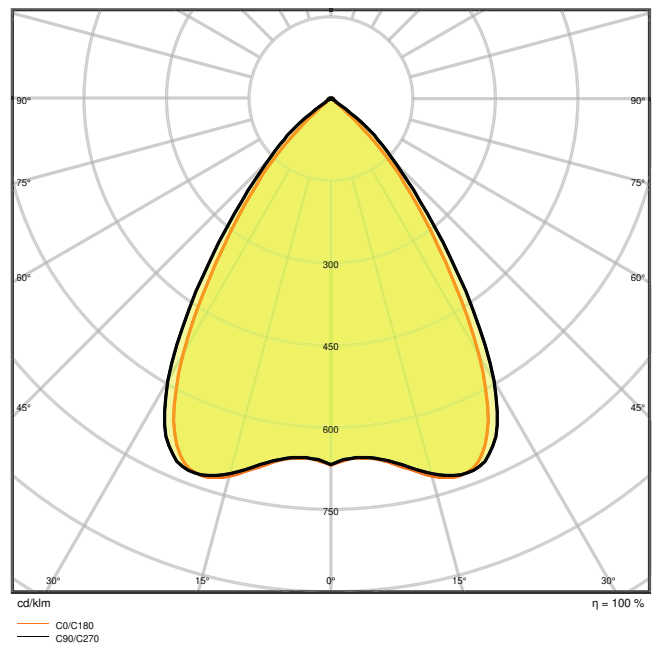
| | |
|---|-----------------------|
| Nominal wattage | 34.00 W |
| Nominal voltage | 220...240 V |
| Mains frequency | 50...60 Hz |
| Nominal current | 190 mA |
| Inrush current | 25 A |
| Inrush current time T_{h50} | 100 μ s |
| Max. number of luminaires per miniature circuit breaker B16 | 30 |
| Max. number of luminaires per miniature circuit breaker C10 | 24 |
| Max. number of luminaires per miniature circuit breaker C16 | 38 |
| Power factor λ | > 0.90 |
| Total harmonic distortion | \leq 18 % |
| Protection class | I |
| Operating mode | Integrated LED driver |

Photometrical data

| | |
|--|--------------------|
| Luminous flux | 3550 lm |
| Luminous efficacy | 105 lm/W |
| Color temperature | 4000 K |
| Light color (designation) | Cool White |
| Color rendering index Ra | > 90 |
| Standard deviation of color matching | 3 sdc _m |
| Low flicker | Yes |
| Flickering metric (Pst LM) | - |
| Stroboscope effect metric (SVM) | - |
| Photobiological safety group acc. to EN62778 | RG1 |
| Photobiological safety group acc. to EN62471 | RG0 |
| Beam angle | 70 ° |
| UGR | < 16 |



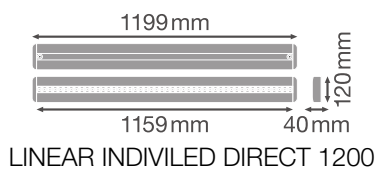
LN INDV D 1200 34W940



LN INDV D 1200 34W940

Dimensions & Weight

| | |
|----------------|------------|
| Length | 1199.00 mm |
| Width | 120.00 mm |
| Height | 40.00 mm |
| Product weight | 2400.00 g |



Materials & Colors

| | |
|----------------|-----------|
| Product color | White |
| Housing color | White |
| Body material | Aluminum |
| Cover material | Aluminium |

| | |
|--|--------------------|
| Light emitting surface material | Polycarbonate (PC) |
| Glow Wire Test according to IEC 60695-2-12 | 650 °C |
| Mercury content | 0.0 mg |

Application & Mounting

| | |
|--|--------------------|
| Ambient temperature range | -20...+45 °C |
| Type of connection | Screwless terminal |
| Type of protection | IP20 |
| Protection class IK (shock resistance) | IK06 |
| Dimmable | No |
| Mounting type | Suspended/Surface |
| Mounting location | Ceiling |
| Application environment | Indoor |
| With light source | Yes |

Lifespan

| | |
|----------------------------|-----------------------|
| Lifespan L70/B50 at 25 °C | 60000 h ¹⁾ |
| Lifespan L80/B10 at 25 °C | 50000 h ¹⁾ |
| Lifespan L80/B50 at 25 °C | 50000 h |
| Lifespan L90/B10 at 25 °C | 35000 h |
| Number of switching cycles | 100000 |

¹⁾ t[h]: L70 / B50 @ 25 °C (Ta), t[h]: L80 / B10 @ 25 °C (Ta), t[h]: L90 / B10 @ 25 °C (Ta)

Certificates & Standards

| | |
|--|-------------------------|
| Standards | CE / CB / TÜV SÜD / EAC |
| Luminaire with limited surface temperature, "D sign" | No |
| Ball shot safe | No |
| Replaceable light source (EPREL) | Not replaceable |















EQUIPMENT / ACCESSORIES

- Ceiling connection box available
- Suspension kit available
- Line connection adapter available
- Through-wiring cable kit available

Safety advice

- All electrical connections must be made by a qualified person.
- Caution, risk of electric shock.
- Product in protection class I. All electrically conductive, metallic housing parts that can absorb voltage during operation or during maintenance in the event of a fault must be continuously connected to the protective earthing conductor.

DOWNLOAD DATA

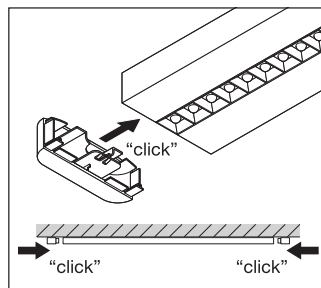
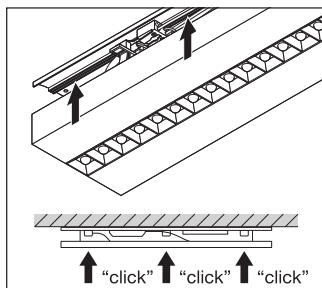
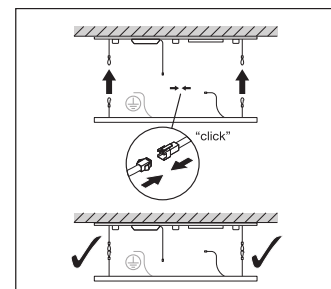
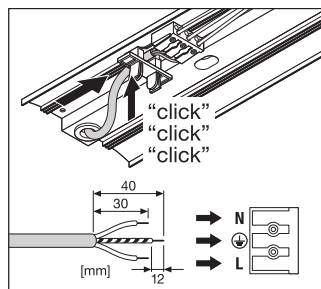
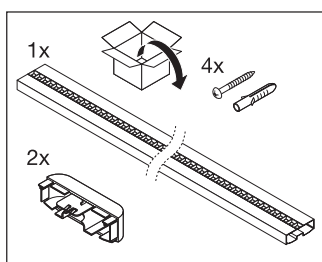
| Documents and certificates | | Document name |
|--|--|--|
|  | User instruction / safety instructions | UI_Linear_IndiviLED |
|  | Legal information | LSI LINEAR IndiviLED |
|  | Legal information | Informationstext 18 Abs 4 ElektroG |
|  | Declarations of conformity | LN INDV D |
| Photometric and lighting design files | | Document name |
|  | IES file (IES) | LN INDV D 1200 34W940 |
|  | LDT file (Eulumdat) | LN INDV D 1200 34W940 |
|  | ULD file (DIALux) | LN INDV D 1200 34W-940 |
|  | ROLF file (RELUX) | LN INDV D 1200 |
|  | UGR file (UGR table) | LN INDV D 1200 34W940 |
|  | Light distribution curve type cone | LN INDV D 1200 34W940 |
|  | Light distribution curve type polar | LN INDV D 1200 34W940 |
| CAD/BIM files | | Document name |
|  | BIM Revit 3D | Linear IndiviLED G1 |
|  | CAD STEP 3D | LN INDV 1200 |
| Tender texts | | Document name |
|  | Tender documents | LINEAR IndiviLED DIRECT 1200 34 W 940-EN |

LOGISTICAL DATA

| Product code | Packaging unit (Pieces/Unit) | Dimensions (length x width x height) | Gross weight | Volume |
|---------------|------------------------------|--------------------------------------|--------------|-----------------------|
| 4058075522435 | Folding box 1 | 132 mm x 1,334 mm x 52 mm | 2593.00 g | 9.16 dm ³ |
| 4058075522442 | Shipping box 4 | 1,357 mm x 207 mm x 169 mm | 11302.00 g | 47.47 dm ³ |

The mentioned product code describes the smallest quantity unit which can be ordered. One shipping unit can contain one or more single products. When placing an order, for the quantity please enter single or multiples of a shipping unit.

ADDITIONAL CATALOG INFORMATION



References / Links

– For Guarantee see www.ledvance.com/guarantee

DISCLAIMER

Subject to change without notice. Errors and omission excepted. Always make sure to use the most recent release.