

PRODUCT DATASHEET

LN INDV D 1500 25 W 4000 K EM

LINEAR IndiviLED® DIRECT EMERGENCY GEN 1 | Surface mounted luminaire for single luminaire or light line application with emergency lighting



Areas of application

- Direct replacement for luminaires with fluorescent lamps
- Offices, schools
- General indoor illumination
- Corridors, entrance areas
- Seamless linear lighting
- Shop lighting

Product benefits

- Homogenous light distribution and reduced glare thanks to the IndiviLED® optics
- Emergency lighting according to IEC 60598-2-22 with emergency lighting driver and battery
- Low flicker light thanks to special electronic control gear
- Multiple mounting options
- Energy savings of up to 50 % compared to T5 batten luminaires
- Further variants additionally available with DALI ECG or through wiring
- Robust structure with IK06

Product features

- Each LED with individual lens and reflector for UGR < 16 and homogenous light distribution



- Conversion kit for emergency lighting according to IEC 60598-2-22 (driver and battery for 3 h emergency lighting operation) included
- Easy maintenance due to automatic self test function for emergency lighting according to IEC 60598-2-22
- Pendant mounting with suspension kit
- Linkable into seamless light line with line connection adapter (surface or pendant mounting)
- Available with length of 1200 or 1500 mm
- Luminous flux up to 5700 lm
- Luminous efficacy: up to 125 lm/W
- Initial color consistency: 3 SDCM

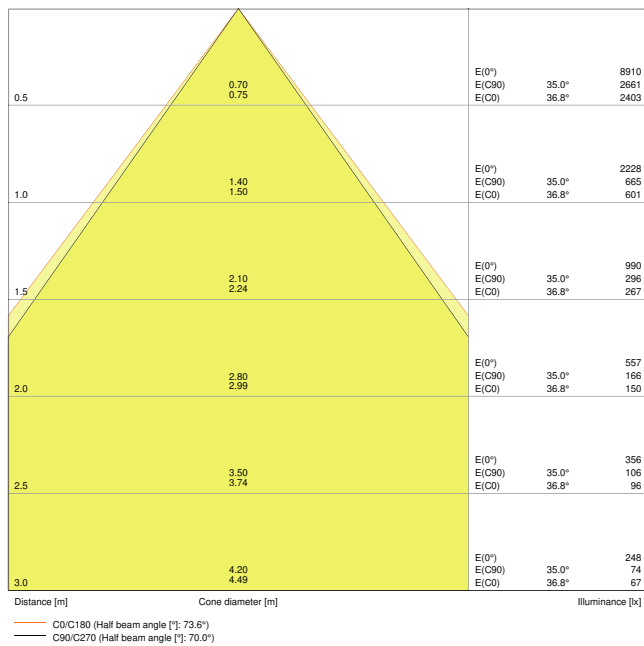
TECHNICAL DATA

Electrical data

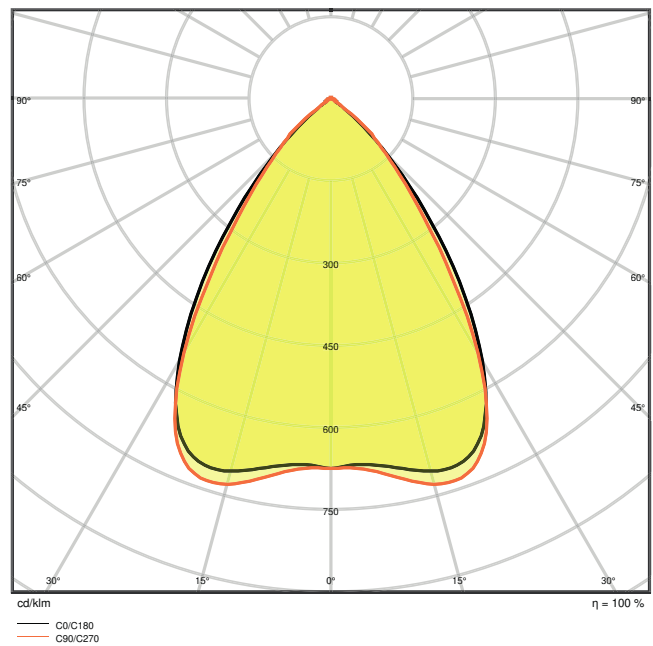
Nominal wattage	25.00 W
Nominal voltage	220...240 V
Mains frequency	50...60 Hz
Nominal current	140 mA
Inrush current	20 A
Inrush current time T_{h50}	100 μ s
Max. number of luminaires per miniature circuit breaker B16	50
Max. number of luminaires per miniature circuit breaker C10	40
Max. number of luminaires per miniature circuit breaker C16	64
Power factor λ	> 0.90
Total harmonic distortion	< 18 %
Protection class	I
Operating mode	Integrated LED driver

Photometrical data

Luminous flux	3300 lm
Luminous efficacy	120 lm/W
Color temperature	4000 K
Light color (designation)	Cool White
Color rendering index Ra	\geq 80
Standard deviation of color matching	3 sdc _m
Luminous intensity	-
Low flicker	Yes
Flickering metric (Pst LM)	-
Stroboscope effect metric (SVM)	-
Photobiological safety group acc. to EN62778	RG1
Photobiological safety group acc. to EN62471	RG0
Beam angle	70 °
UGR	< 16



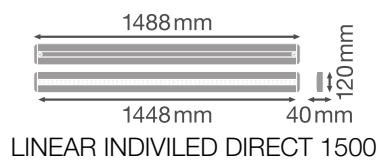
LN INDV D 1500 25W 4000K EM



LN INDV D 1500 25W 4000K EM

Dimensions & Weight

Length	1488.00 mm
Width	120.00 mm
Height	40.00 mm
Product weight	3100.00 g



Materials & Colors

Product color	White
Housing color	White
Body material	Aluminum
Cover material	Aluminum
Light emitting surface material	Polycarbonate (PC)

Glow Wire Test according to IEC 60695-2-12	850 °C
Mercury content	0.0 mg

Application & Mounting

Ambient temperature range	5...+35 °C
Temperature range at storage	5...+35 °C
Type of connection	Screw terminal, 2-POLE (N, L, L switchable)
Type of protection	IP20
Protection class IK (shock resistance)	IK06
Dimmable	No
Mounting type	Suspended/Surface
Mounting location	Ceiling
Application environment	Indoor
With light source	Yes

Lifespan

Lifespan L70/B50 at 25 °C	60000 h ¹⁾
Lifespan L80/B10 at 25 °C	50000 h ¹⁾
Lifespan L80/B50 at 25 °C	50000 h
Lifespan L90/B10 at 25 °C	35000 h
Number of switching cycles	100000

¹⁾ t[h]: L70 / B50 @ 25 °C (Ta), t[h]: L80 / B10 @ 25 °C (Ta), t[h]: L90 / B10 @ 25 °C (Ta)

BATTERY

Type of Battery	LiFePO4
Battery size [GMS]	Others
Nominal voltage of battery	3.2 V
Nominal capacity of battery	4500 mAh
Battery charging time	< 24 h

Emergency lighting

Area of emergency application	Anti-panic lighting / Escape route lighting
Type of emergency light operation	Maintained / Non-maintained
Type of emergency operation test	Automatic
Wattage in maintained operation mode	25 W
Wattage in emergency operation mode	3,0 W

Luminous flux in maintained operation mode	3300 lm
Luminous flux in emergency operation mode	410 lm
Battery life in emergency operation mode	3 h
Integrated test switch	No

Certificates & Standards

Standards	CE / CB / TÜV SÜD / EAC
Luminaire with limited surface temperature, "D sign"	No
Ball shot safe	No
Replaceable light source (EPREL)	Not replaceable






EQUIPMENT / ACCESSORIES








- Ceiling connection box available
- Suspension kit available
- Line connection adapter available
- Through-wiring cable kit available



Safety advice


- All electrical connections must be made by a qualified person.
- If the external flexible cable or cord of this luminaire is damaged, it shall be exclusively replaced by a qualified person in order to avoid a hazard.
- Caution, risk of electric shock.
- Product in protection class I. All electrically conductive, metallic housing parts that can absorb voltage during operation or during maintenance in the event of a fault must be continuously connected to the protective earthing conductor.

DOWNLOAD DATA

	Documents and certificates	Document name
	User instruction / safety instructions	UI_Linear IndiviLED Emergency
	On-Pack-Info	Legal Insert Linear
	Legal information	LSI LINEAR IndiviLED EMERGENCY
	Legal information	Informationstext 18 Abs 4 ElektroG
	Declarations of conformity	LN INDV EM

Photometric and lighting design files		Document name
	IES file (IES)	LN INDV D 1500 25W 4000K EM
	LDT file (Eulumdat)	LN INDV D 1500 25W 4000K EM
	ULD file (DIALux)	LN INDV D 1500 25W-4000K
	ROLF file (RELUX)	LN INDV D 1500
	UGR file (UGR table)	LN INDV D 1500 25W 4000K EM
	Light distribution curve type cone	LN INDV D 1500 25W 4000K EM
	Light distribution curve type polar	LN INDV D 1500 25W 4000K EM

CAD/BIM files		Document name
	BIM Revit 3D	Linear IndiviLED G1
	CAD STEP 3D	LN INDV 1500

Tender texts		Document name
	Tender documents	LINEAR IndiviLED DIRECT EMERGENCY 1500 25 W 4000 K EM-EN

LOGISTICAL DATA

Product code	Packaging unit (Pieces/Unit)	Dimensions (length x width x height)	Gross weight	Volume
4058075109582	Folding box 1	132 mm x 1,624 mm x 52 mm	3442.00 g	11.15 dm ³
4058075109599	Shipping box 4	1,641 mm x 207 mm x 169 mm	16450.00 g	57.41 dm ³

The mentioned product code describes the smallest quantity unit which can be ordered. One shipping unit can contain one or more single products. When placing an order, for the quantity please enter single or multiples of a shipping unit.

DISCLAIMER

Subject to change without notice. Errors and omission excepted. Always make sure to use the most recent release.