

PRODUCT DATASHEET

FL PFM 80 W 4000 K SYM 100 SL BK

FLOODLIGHT PHOTOCELL 80 W | Floodlight with daylight sensor, 80 W power consumption



Areas of application

- Replacement for floodlights with halogen lamps
- Outdoor use (IP65)
- Industry
- Public areas
- Construction areas
- Building facades

Product benefits

- Bright, robust and durable
- Automatically switches on and off according to the amount of available daylight
- Always-on override, activated via special mains switching pattern
- Safe and very uniform illumination, due to frosted and tempered glass diffuser
- No upper light output ratio (ULOR 0%) when mounted at 0° tilt
- Energy savings of up to 90 % compared to halogen lamp floodlights
- 5 years guarantee

Product features

- Daylight sensor, integrated in glass cover
- Switch on below 35 lux, switch off above 95 lux illuminance
- Reflector-based, symmetric light distribution with 100° x 100° beam angle
- Integrated wide voltage driver, suitable for 100 - 277 V AC
- Surge protection: up to 6 kV (L/N-PE), 4 kV (L-N)
- Mounting bracket with 30° angle and wide rotation area



- Breather membrane to optimize air exchange, without compromising IP protection
- Pre-installed, flexible 1 m cable (H05RN-F), wrapped 3 x 1.0 mm² single wires

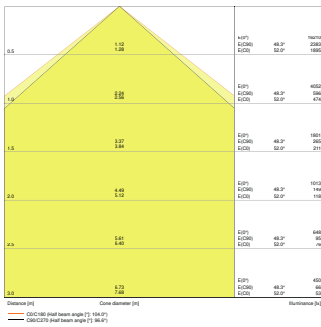
TECHNICAL DATA

Electrical data

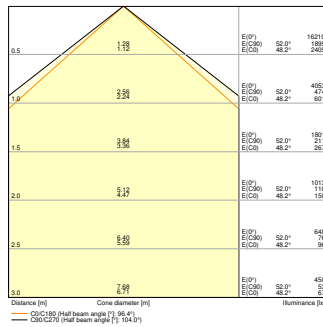
Nominal wattage	80.00 W
Nominal voltage	100...277 V
Mains frequency	50...60 Hz
Nominal current	430 mA
Inrush current	14.8 A
Inrush current time T_{h50}	160 μ s
Max. number of luminaires per miniature circuit breaker B16	24
Max. number of luminaires per miniature circuit breaker C10	17
Max. number of luminaires per miniature circuit breaker C16	28
Power factor λ	> 0.90
Total harmonic distortion	< 20 %
Protection class	I
Operating mode	Integrated LED driver

Photometrical data

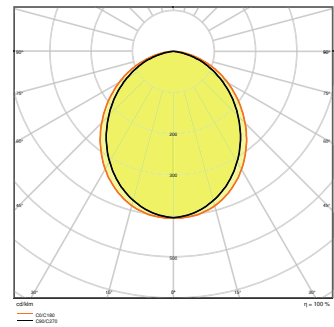
Luminous flux	10000 lm
Luminous efficacy	125 lm/W
Color temperature	4000 K
Light color (designation)	Cool White
Color rendering index Ra	\geq 80
Standard deviation of color matching	\leq 5 sdc _m
Luminous intensity	-
Flickering metric (Pst LM)	-
Stroboscope effect metric (SVM)	-
Photobiological safety group acc. to EN62778	RG1
Photobiological safety group acc. to EN62471	RG1
Beam angle	100 ° x 100 °



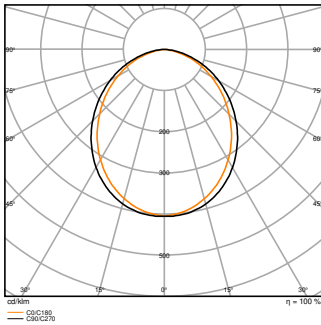
FL PFM 80W4000K SYM100SL BK



FL PFM 80W 4000K SYM100SL BK



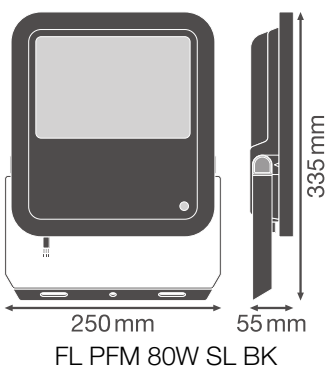
FL PFM 80W4000K SYM100SL BK



FL PFM 80W 4000K SYM100SL BK

Dimensions & Weight

Length	335.00 mm
Width	250.00 mm
Height	55.00 mm
Product weight	2800.00 g
Cable length	1000 mm



Materials & Colors

Product color	Black
Housing color	Black
Body material	Aluminum
Light emitting surface material	Glass
Glow Wire Test according to IEC 60695-2-12	650 °C
Mercury content	0.0 mg

Application & Mounting

Ambient temperature range	-30...+50 °C
Temperature range at storage	-40...+70 °C
Type of connection	Cable, 3-pole
Type of protection	IP65
Protection class IK (shock resistance)	IK08
Dimmable	No
Mounting type	Surface
Mounting location	Wall / Pole / Floor
Application environment	Outdoor
Adjustable	Yes
With light source	Yes

Lifespan

Lifespan L70/B50 at 25 °C	70000 h ¹⁾
Lifespan L80/B10 at 25 °C	55000 h ¹⁾
Lifespan L80/B50 at 25 °C	55000 h
Lifespan L90/B10 at 25 °C	35000 h
Number of switching cycles	100000

¹⁾ t[h]: L70 / B50 @ 25 °C (Ta), t[h]: L80 / B10 @ 25 °C (Ta), t[h]: L90 / B10 @ 25 °C (Ta)

Control gear

Output current	870 mA
ECG - Output ripple current	< 35 %

Sensor

Type of sensor	Light
Sensor technology	Photocell

Detection threshold of daylight sensor	35...95 lx
Sensor IP rating	IP65








Certificates & Standards













Standards	CE / CB / ENEC / EAC / EPD
Luminaire with limited surface temperature, "D sign"	No
Ball shot safe	No
EPD	LEDV-00017-V01.01-EN
Replaceable light source (EPREL)	Not replaceable



Safety advice


- Max. wind load surface 0.061 m²
- All electrical connections must be made by a qualified person.
- The external flexible cable or cord of this luminaire cannot be replaced; if the cord is damaged, the luminaire shall be destroyed.
- Terminal block not included. Installation must be made by a qualified person.
- Caution, risk of electric shock.
- Product in protection class I. All electrically conductive, metallic housing parts that can absorb voltage during operation or during maintenance in the event of a fault must be continuously connected to the protective earthing conductor.

DOWNLOAD DATA

	Documents and certificates	Document name
	User instruction / safety instructions	FLOODLIGHT PHOTOCCELL 65W - 200W
	Legal information	Legal insert
	Legal information	LSI FL PFM SYM
	Legal information	Legal Insert FL PFM
	Legal information	Informationstext 18 Abs 4 ElektroG
	Declarations of conformity	FL PFM SYM SL BK
	Declarations of conformity UKCA	FL PFM 4000K SYM100SL BK

Photometric and lighting design files		Document name
	IES file (IES)	FL PFM 80W4000K SYM100SL BK
	IES file (IES)	FL PFM 80W 4000K SYM100SL BK
	LDT file (Eulumdat)	FL PFM 80W4000K SYM100SL BK
	LDT file (Eulumdat)	FL PFM 80W 4000K SYM100SL BK
	ULD file (DIALux)	FL PFM 80W-4000K SYM100SL BK
	ROLF file (RELUX)	FL PFM 80W-4000K
	UGR file (UGR table)	FL PFM 80W4000K SYM100SL BK
	UGR file (UGR table)	FL PFM 80W 4000K SYM100SL BK
	Light distribution curve type cone	FL PFM 80W4000K SYM100SL BK
	Light distribution curve type cone	FL PFM 80W 4000K SYM100SL BK
	Light distribution curve type polar	FL PFM 80W4000K SYM100SL BK
	Light distribution curve type polar	FL PFM 80W 4000K SYM100SL BK

CAD/BIM files		Document name
	BIM Revit 3D	Floodlight Photocell G3
	CAD STEP 3D	FL G3 80W

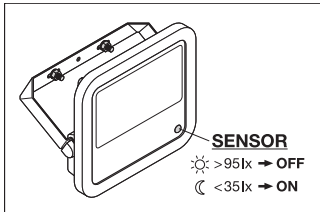
Tender texts	Document name
	Tender documents FLOODLIGHT PHOTOCELL 80 W 4000 K SYM 100 SL BK-EN

LOGISTICAL DATA

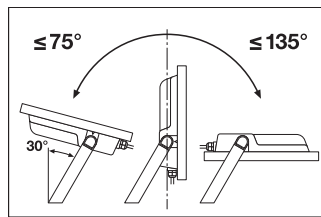
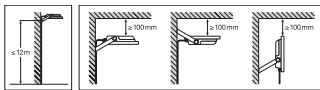
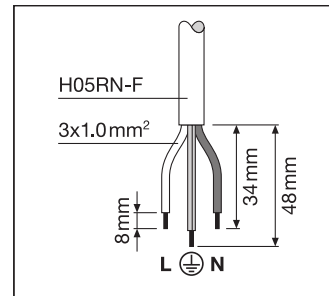
Product code	Packaging unit (Pieces/Unit)	Dimensions (length x width x height)	Gross weight	Volume
4058075461130	Folding box 1	62 mm x 257 mm x 352 mm	2957.00 g	5.61 dm ³
4058075461147	Shipping box 2	302 mm x 170 mm x 414 mm	6326.00 g	21.25 dm ³

The mentioned product code describes the smallest quantity unit which can be ordered. One shipping unit can contain one or more single products. When placing an order, for the quantity please enter single or multiples of a shipping unit.

ADDITIONAL CATALOG INFORMATION



	A	B	C	Key	Area
65 W	150	108	8,5	2x M8	0,046 m ²
80 W	150	108	10,5	2x M10	0,061 m ²
125 W	170	118	10,5	2x M10	0,083 m ²
165 W	170	118	12,5	2x M12	0,102 m ²
200 W	170	118	12,5	2x M12	0,124 m ²



References / Links

- For Guarantee see www.ledvance.com/guarantee

DISCLAIMER

Subject to change without notice. Errors and omission excepted. Always make sure to use the most recent release.