

# PRODUCT DATASHEET

## ENDURA Classic Tradition Down E27 Gold

ENDURA® CLASSIC TRADITION ALU | Timeless lantern shape with aluminum housing



### Areas of application

- Outdoor use (IP44)
- Building facades
- Entrance lighting
- Patios, balconies
- Pathway lighting
- Driveways

### Product benefits

- High flexibility in the choice of the light source thanks to E27 socket
- Easy and quick installation

### Product features

- Die-cast aluminum housing
- Diffuser made of clear polycarbonate
- Available with and without motion sensor
- Available as wall and bollard luminaires
- Suitable for smart applications thanks to compatibility with SMART+ lamps



TECHNICAL DATA

Electrical data

Nominal voltage	220...240 V
Mains frequency	50...60 Hz
Protection class	I
Operating mode	Mains voltage

Photometrical data

Flickering metric (Pst LM)	-
Stroboscope effect metric (SVM)	-

Dimensions & Weight

Length	230.00 mm
Width	170.00 mm
Height	230.00 mm
Product weight	565.00 g



Materials & Colors

Product color	Black/Gold
Housing color	Black/Gold
Body material	Aluminum
Glow Wire Test according to IEC 60695-2-12	650 °C
Mercury content	0.0 mg

Application & Mounting

Ambient temperature range	-20...+40 °C
Temperature range at storage	-20...+85 °C

Type of connection	Screw terminal
Type of protection	IP44
Dimmable	No
Mounting type	Surface
Mounting location	Wall
Application environment	Outdoor
With light source	No
Replaceable light source	No
Holder designation	E27

Certificates & Standards

Standards	CE / EAC / UKCA
Luminaire with limited surface temperature, "D sign"	No

Additional product data

Product remark	Maximum bulb wattage: 60 W
Number of illuminants	1




EQUIPMENT / ACCESSORIES

- Complete mounting and connecting accessories included
- No light sources included

Safety advice

- All electrical connections must be made by a qualified person.
- Caution, risk of electric shock.
- Product in protection class I. All electrically conductive, metallic housing parts that can absorb voltage during operation or during maintenance in the event of a fault must be continuously connected to the protective earthing conductor.

DOWNLOAD DATA

Documents and certificates		Document name
	User instruction / safety instructions	ENDURA CLASSIC TRADITION
	Legal information	Legal insert I-Outdoor
	Declarations of conformity	CE Declaration Endura Classic Trad

LOGISTICAL DATA

Product code	Packaging unit (Pieces/Unit)	Dimensions (length x width x height)	Gross weight	Volume
4058075206168	Folding box 1	181 mm x 239 mm x 292 mm	750.00 g	12.63 dm³
4058075206175	Shipping box 4	493 mm x 377 mm x 312 mm	3760.00 g	57.99 dm³

The mentioned product code describes the smallest quantity unit which can be ordered. One shipping unit can contain one or more single products. When placing an order, for the quantity please enter single or multiples of a shipping unit.

DISCLAIMER

Subject to change without notice. Errors and omission excepted. Always make sure to use the most recent release.